

FISCAL YEAR 2022 REVENUE AND EXPENDITURE ANALYSIS THROUGH JUNE

1. ACTUAL COMPARED TO FORECAST VARIANCE AND NET FAVORABILITY ANALYSIS

CURRENT YEAR-TO-DATE
REVENUE COLLECTIONS
INDICATE A

\$24,775

FAVORABLE COMPARED TO
FORECAST

CURRENT YEAR-TO-DATE
EXPENDITURES INDICATE A

\$429,498

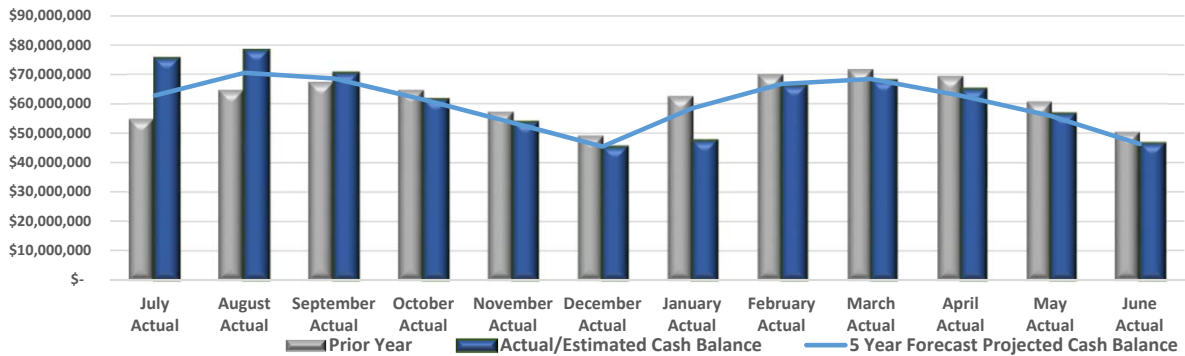
FAVORABLE COMPARED TO
FORECAST

POTENTIAL NET IMPACT
WOULD RESULT IN A

\$454,272

FAVORABLE IMPACT ON THE
CASH BALANCE

2. VARIANCE AND CASH BALANCE COMPARISON



CURRENT MONTHLY CASH FLOW
ESTIMATES A JUNE 30, 2022 CASH
BALANCE OF

\$46,781,024

Current monthly cash flow estimates, including actual data through June indicate that the June 30, 2022 cash balance will be \$46,781,024, which is \$454,272 more than the five year forecast of \$46,326,752.

June 30 ESTIMATED CASH
BALANCE IS

\$454,272

MORE THAN THE
FORECAST/BUDGET AMOUNT

3. FISCAL YEAR 2022 REVENUE SHORTFALL/SURPLUS ANALYSIS (BASED UPON ACTUAL/ESTIMATED VARIANCE)

FY 2021 June Cash
Balance

\$50,556,111

Estimated
FY 2022 June
Cash Balance

\$46,781,024

OPERATING DEFICIT OF

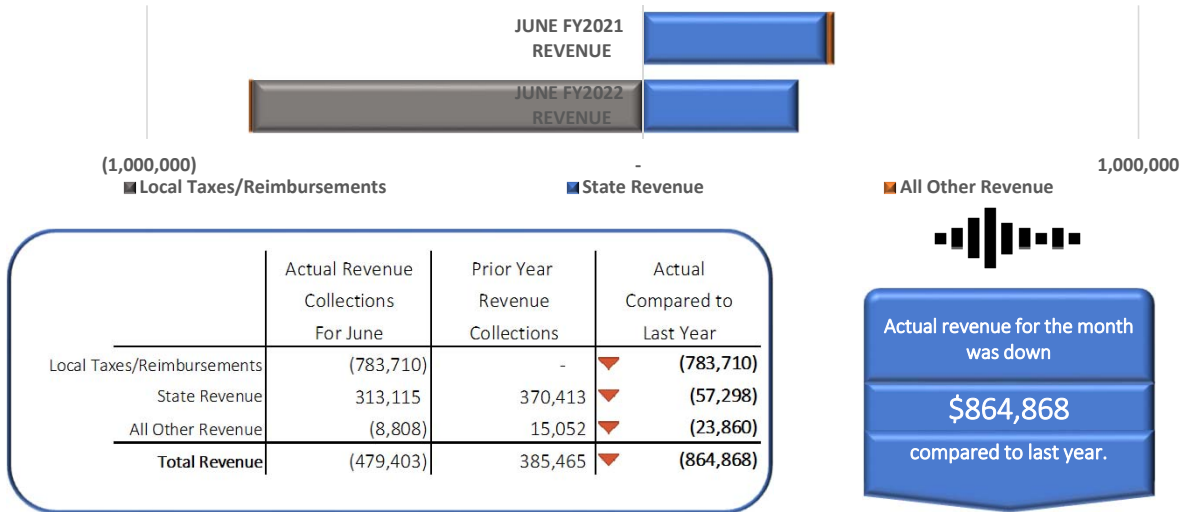
\$(3,775,087)

WILL DECREASE THE CASH BALANCE
BY THE END OF THE FISCAL YEAR

Current cash flow monthly trend-estimates indicate this year's ending June 30 cash balance will DECREASE \$3,775,087 compared to last fiscal year ending June 30. This shortfall outcome is the result of the cash flow revenue estimate of \$100,046,660 totaling more than estimated cash flow expenditures of \$103,821,746.

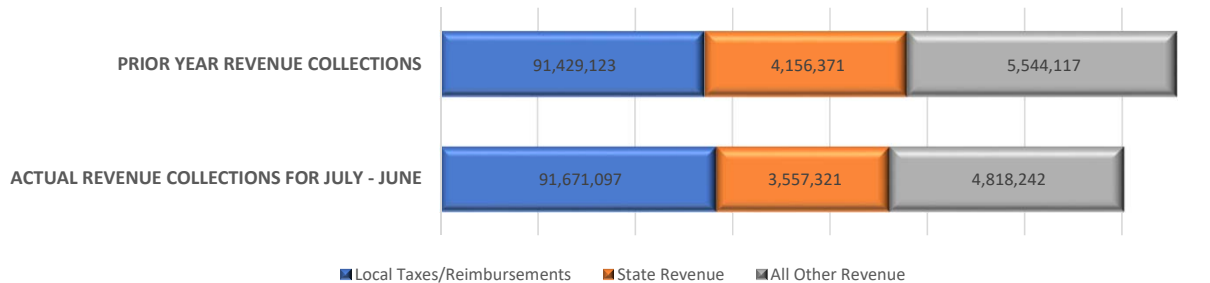
FISCAL YEAR 2022 MONTHLY REVENUE ANALYSIS - JUNE

1. JUNE REVENUE COLLECTIONS COMPARED TO PRIOR YEAR



Overall total revenue for June is down -224.4% (-\$864,868). The largest change in this June's revenue collected compared to June of FY2021 is lower local taxes (-\$783,710) and lower unrestricted grants in aid (-\$193,719). A single month's results can be skewed compared to a prior year because of the timing of revenue received. The fiscal year-to-date results, when involving additional months of revenue activity can provide more insight.

2. ACTUAL REVENUE RECEIVED THROUGH JUNE COMPARED TO THE PRIOR YEAR



Category	Actual Revenue Collections For July - June	Prior Year Revenue Collections For July - June	Current Year Compared to Last Year
Local Taxes/Reimbursements	91,671,097	91,429,123	241,974
State Revenue	3,557,321	4,156,371	(599,050)
All Other Revenue	4,818,242	5,544,117	(725,875)
Total Revenue	100,046,660	101,129,611	(1,082,951)

COMPARED TO THE SAME PERIOD, TOTAL REVENUES ARE \$1,082,951 LOWER THAN THE PREVIOUS YEAR

Fiscal year-to-date General Fund revenue collected totaled \$100,046,660 through June, which is -\$1,082,951 or -1.1% lower than the amount collected last year. The largest difference in revenue when comparing current year-to-date revenue collected through June to the same period last year is unrestricted grants in aid revenue coming in -\$1,070,334 lower compared to the previous year, followed by advances in coming in -\$748,563 lower.

FISCAL YEAR 2022 REVENUE ANALYSIS - JULY - JUNE

3. POSSIBLE CASH FLOW VARIANCE FROM FORECAST DUE TO FYTD ACTUAL RESULTS

CURRENT YEAR-TO-DATE REVENUE COLLECTIONS INDICATE A
\$24,775
FAVORABLE COMPARED TO FORECAST

	Forecast Annual Revenue Estimates	Cash Flow Actual/Estimated Calculated Annual Amount	Current Year Forecast Compared to Actual/Estimated
Loc. Taxes/Reimbur.	91,704,912	91,671,097	(33,815)
State Revenue	3,474,980	3,557,321	82,341
All Other Revenue	4,841,993	4,818,242	(23,751)
Total Revenue	100,021,885	100,046,660	24,775

The top two categories (restricted aid state and investment earnings), represents 146.7% of the variance between current revenue estimates and the amounts projected in the five year forecast.

The total variance of \$24,775 (current revenue estimates vs. amounts projected in the five year forecast) is equal to .02% forecast annual revenue

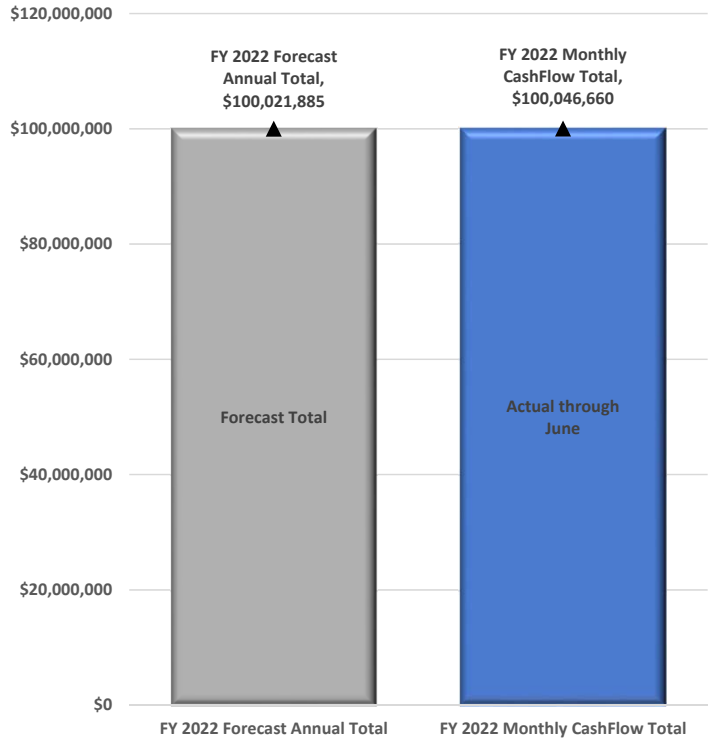
Top Forecast vs. Cash Flow Actual/Estimated Amounts

Variance Based on Actual/Estimated Annual Amount	Expected Over/(Under) Forecast
Restricted Aid State ▲	76,258
Investment Earnings ▼	(39,901)
Local Taxes ▼	(33,812)
Student Activities ▲	11,690
All Other Revenue Categories ▲	10,540
Total Revenue ▲	24,775

4. REVENUE VARIANCE ANALYSIS OF POTENTIAL IMPACT

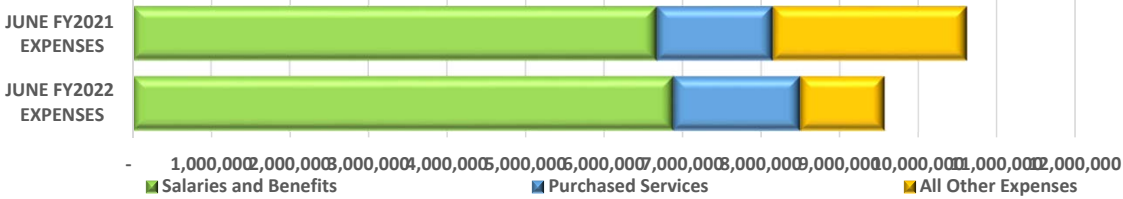
Results through June indicate a favorable variance of \$24,775 compared to the forecast total annual revenue. This means the forecast cash balance could be improved.

The fiscal year is 100% complete. Monthly cash flow, comprised of 12 actual months plus 0 estimated months indicates revenue totaling \$100,046,660 which is \$24,775 more than total revenue projected in the district's current forecast of \$100,021,885



FISCAL YEAR 2022 MONTHLY EXPENDITURE ANALYSIS - JUNE

1. JUNE EXPENDITURES COMPARED TO PRIOR YEAR



	Actual Expenses For June	Prior Year Expenditure Incurred		Actual Compared to Last Year
Salaries and Benefits	6,882,570	6,670,018	▲	212,552
Purchased Services	1,616,092	1,476,248	▲	139,844
All Other Expenses	1,070,777	2,473,794	▼	(1,403,017)
Total Expenditures	9,569,439	10,620,060	▼	(1,050,621)



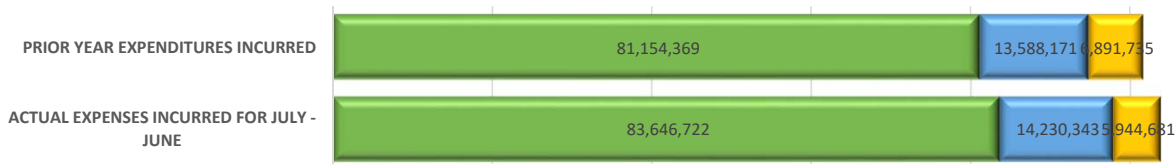
Actual expenses for the month was down

\$1,050,621

compared to last year.

Overall total expenses for June are down -9.9% (-\$1,050,621). The largest change in this June's expenses compared to June of FY2021 is lower advances out (-\$732,812), lower transfers out (-\$722,400) and higher professional and technical services (\$189,487). A single month's results can be skewed compared to a prior year because of the timing when expenses are incurred. The fiscal year-to-date results, when involving additional months of expense activity can provide more insight.

2. ACTUAL EXPENSES INCURRED THROUGH JUNE COMPARED TO THE PRIOR YEAR



	Actual Expenses For July - June	Prior Year Expenditures Incurred		Actual Compared to Last Year
Salaries and Benefits	83,646,722	81,154,369	▲	2,492,353
Purchased Services	14,230,343	13,588,171	▲	642,172
All Other Expenses	5,944,681	6,891,735	▼	(947,054)
Total Expenditures	103,821,746	101,634,275	▲	2,187,471

Compared to the same period, total expenditures are

\$2,187,471

higher than the previous year

Fiscal year-to-date General Fund expenses totaled \$103,821,746 through June, which is \$2,187,471 or 2.2% higher than the amount expended last year. The largest difference in expenditures when comparing current year-to-date expenditures through June to the same period last year is that regular certified salaries costs are \$1,241,687 higher compared to the previous year, followed by professional and technical services coming in \$1,152,973 higher and regular classified salaries coming in \$1,033,041 higher.

FISCAL YEAR 2022 EXPENDITURE ANALYSIS - JULY - JUNE

3. POSSIBLE CASH FLOW VARIANCE FROM FORECAST DUE TO FYTD ACTUAL RESULTS

**CURRENT YEAR-TO-DATE
EXPENDITURES INDICATE A**

\$429,498

**FAVORABLE COMPARED TO
FORECAST**

	Forecasted Annual Expenses	Cash Flow Actual/Estimated Calculated Annual Amount	Forecasted amount compared to Actual/Estimated
Salaries and Benefits	84,021,470	83,646,722	▼ (374,748)
Purchased Services	14,114,651	14,230,343	▲ 115,692
All Other Expenses	6,115,123	5,944,681	▼ (170,442)
Total Expenditures	104,251,244	103,821,746	▼ (429,498)

The top two categories (professional and technical services and regular certified salaries), represents 20.8% of the variance between current expense estimates and the amounts projected in the five year forecast.

The total variance of \$429,498 (current expense estimates vs. amounts projected in the five year forecast) is equal to .4% of the total Forecasted annual expenses.

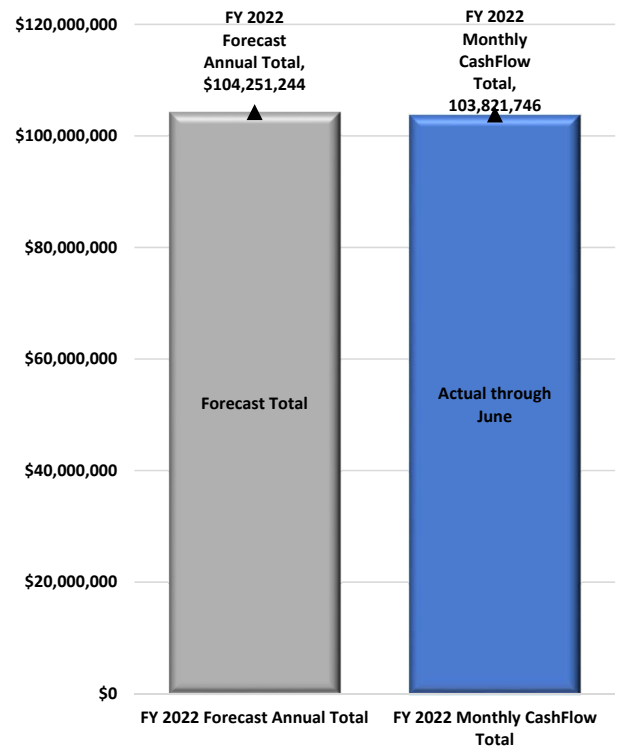
Top Forecast vs. Cash Flow Actual/Estimated Amounts

Variance Based on Actual/Estimated Annual Amount	Expected Over/(Under) Forecast
Professional and Technical Services ▲	419,851
Regular Certified Salaries ▼	(330,350)
Tuition and Similar Payments ▼	(106,238)
Utilities ▼	(91,070)
All Other Expense Categories ▼	(321,691)
Total Expenses ▼	(429,498)

4. EXPENDITURE VARIANCE ANALYSIS OF POTENTIAL IMPACT

Results through June indicate that Fiscal Year 2022 actual/estimated expenditures could total \$103,821,746 which has a favorable expenditure variance of \$429,498. This means the forecast cash balance could be improved.

The fiscal year is approximately 100% complete. Monthly cash flow, comprised of 12 actual months plus 0 estimated months indicates expenditures totaling \$103,821,746 which is -\$429,498 less than total expenditures projected in the district's current forecast of \$104,251,244



Upper Arlington City Schools Disbursement Summary Report

Reference Number	Check Number	Type	Date	Name	Vendor #	Status	Reconcile Date	Void Date	Amount
51115	168409	ACCOUNTS_PAYA BLE	6/2/2022	ACADEMIC THERAPY PUBLICATIONS	15265	OUTSTANDING			\$ 49.50
51106	168410	ACCOUNTS_PAYA BLE	6/2/2022	ACC PARTY RENTAL INC.	144240	RECONCILED	6/6/2022		801.00
51102	168411	ACCOUNTS_PAYA BLE	6/2/2022	ACCENT INFORMATION SYSTEMS	145241	RECONCILED	6/7/2022		102.65
51064	168412	ACCOUNTS_PAYA BLE	6/2/2022	ADMIRAL FLAG POLES INC	150466	RECONCILED	6/9/2022		2,336.00
51086	168413	ACCOUNTS_PAYA BLE	6/2/2022	AGIREPAIR	149316	RECONCILED	6/6/2022		8,974.00
51072	168414	ACCOUNTS_PAYA BLE	6/2/2022	AMAZON CAPITAL SERVICES INC	150062	RECONCILED	6/6/2022		25.77
51108	168415	ACCOUNTS_PAYA BLE	6/2/2022	B & H PHOTO - VIDEO	143870	RECONCILED	6/9/2022		525.74
51088	168416	ACCOUNTS_PAYA BLE	6/2/2022	BRANDT, TIMOTHY	149201	RECONCILED	6/8/2022		624.00
51110	168417	ACCOUNTS_PAYA BLE	6/2/2022	BRANNON, DONALD J.	38065	RECONCILED	6/8/2022		1,248.00
51099	168418	ACCOUNTS_PAYA BLE	6/2/2022	BRIDGEWAY ACADEMY	147107	RECONCILED	6/9/2022		8,995.00
51120	168419	ACCOUNTS_PAYA BLE	6/2/2022	BSN SPORTS	9309	RECONCILED	6/6/2022		900.00
51065	168420	ACCOUNTS_PAYA BLE	6/2/2022	BUCKEYE BRASS AND WINDS	150464	RECONCILED	6/16/2022		89.99
51114	168421	ACCOUNTS_PAYA BLE	6/2/2022	BUCKEYE RANCH	15276	RECONCILED	6/7/2022		4,392.00
51117	168422	ACCOUNTS_PAYA BLE	6/2/2022	CARL ZIPF LOCK SHOP INC	12594	RECONCILED	6/6/2022		87.37
51119	168423	ACCOUNTS_PAYA BLE	6/2/2022	CDW GOVERNMENT, INC.	9615	RECONCILED	6/9/2022		1,500.00
51093	168424	ACCOUNTS_PAYA BLE	6/2/2022	CHARD SNYDER & ASSOCIATES	148132	RECONCILED	6/6/2022		682.05
51070	168425	ACCOUNTS_PAYA BLE	6/2/2022	COHATCH	150312	RECONCILED	6/30/2022		1,045.00
51113	168426	ACCOUNTS_PAYA BLE	6/2/2022	COLLEGE BOARD	36650	RECONCILED	6/6/2022		112,087.00
51097	168427	ACCOUNTS_PAYA BLE	6/2/2022	COMMUNICATIO NS DESIGN GROUP INC	147573	RECONCILED	6/22/2022		1,098.00
51079	168428	ACCOUNTS_PAYA BLE	6/2/2022	CORNWELL LAWN & LANDSCAPING	149749	RECONCILED	6/16/2022		1,422.00
51084	168429	ACCOUNTS_PAYA BLE	6/2/2022	COVER TO COVER LLC	149412	RECONCILED	6/9/2022		449.92
51077	168430	ACCOUNTS_PAYA	6/2/2022	CREATION	149797	RECONCILED	6/7/2022		4,841.24

Upper Arlington City Schools Disbursement Summary Report

Reference Number	Check Number	Type	Date	Name	Vendor #	Status	Reconcile Date	Void Date	Amount
51107	168431	BLE ACCOUNTS_PAYA	6/2/2022	GARDENS INC CRIMSON CUP	143971	RECONCILED	6/7/2022		\$ 40.00
51092	168432	BLE ACCOUNTS_PAYA	6/2/2022	DAYTON CINCINNATI TECHNOLOGY	148269	RECONCILED	6/8/2022		2,000.00
51078	168433	BLE ACCOUNTS_PAYA	6/2/2022	DILLEY, KATELYNN ANNE	149765	RECONCILED	6/6/2022		325.00
51090	168434	BLE ACCOUNTS_PAYA	6/2/2022	EDUCATION PROJECTS &	148819	RECONCILED	6/6/2022		8,700.00
51067	168435	BLE ACCOUNTS_PAYA	6/2/2022	EMSCO	150434	RECONCILED	6/6/2022		682.00
51094	168436	BLE ACCOUNTS_PAYA	6/2/2022	EVANS, TOM	148066	RECONCILED	6/8/2022		195.00
51121	168437	BLE ACCOUNTS_PAYA	6/2/2022	FLINN SCIENTIFIC, INC.	9242	RECONCILED	6/7/2022		547.39
51073	168438	BLE ACCOUNTS_PAYA	6/2/2022	FRIENDS OF THE LOWER OLENTANGY	149962	RECONCILED	6/14/2022		390.00
51100	168439	BLE ACCOUNTS_PAYA	6/2/2022	GEOTECHNICAL CONSULTANTS, INC	146553	RECONCILED	6/6/2022		2,939.50
51082	168440	BLE ACCOUNTS_PAYA	6/2/2022	GOODMAN, TRAVIS	149418	RECONCILED	6/6/2022		288.00
51061	168441	BLE ACCOUNTS_PAYA	6/2/2022	HALLENROSS AND ASSOCIATES LLC	150492	RECONCILED	6/23/2022		124.06
51062	168442	BLE ACCOUNTS_PAYA	6/2/2022	HILLIARD GLASS	150478	RECONCILED	6/7/2022		2,850.00
51128	168443	BLE ACCOUNTS_PAYA	6/2/2022	HILLYARD OHIO	2195	RECONCILED	6/10/2022		10,270.98
51080	168444	BLE ACCOUNTS_PAYA	6/2/2022	HOPKINS PRINTING INC	149508	RECONCILED	6/6/2022		2,375.00
51068	168445	BLE ACCOUNTS_PAYA	6/2/2022	I AM BOUNDLESS INC	150411	RECONCILED	6/10/2022		15,323.70
51104	168446	BLE ACCOUNTS_PAYA	6/2/2022	INTERNATIONAL BACCALAUREATE ORGANIZATION	144904	RECONCILED	6/8/2022		150.00
51089	168447	BLE ACCOUNTS_PAYA	6/2/2022	JACKIE LYNN HAGER	149095	RECONCILED	6/7/2022		825.00
51112	168448	BLE ACCOUNTS_PAYA	6/2/2022	JOSTENS	37348	RECONCILED	6/6/2022		134.07
51105	168449	BLE ACCOUNTS_PAYA	6/2/2022	KLOSTERMAN BAKING COMPANY	144635	RECONCILED	6/7/2022		801.41
51126	168450	BLE ACCOUNTS_PAYA	6/2/2022	KROGER CO., THE	3553	RECONCILED	6/6/2022		723.63
51124	168451	BLE ACCOUNTS_PAYA	6/2/2022	LOFT VIOLIN SHOP INC	5080	RECONCILED	6/13/2022		55.00

Upper Arlington City Schools Disbursement Summary Report

Reference Number	Check Number	Type	Date	Name	Vendor #	Status	Reconcile Date	Void Date	Amount
51109	168452	ACCOUNTS_PAYA BLE	6/2/2022	LOTH	143684	RECONCILED	6/6/2022		\$ 363.72
51059	168453	ACCOUNTS_PAYA BLE	6/2/2022	MCGINTY, ALICIA	889972	RECONCILED	6/17/2022		14.48
51096	168454	ACCOUNTS_PAYA BLE	6/2/2022	MEYER HATCHERY	147722	RECONCILED	6/15/2022		100.90
51074	168455	ACCOUNTS_PAYA BLE	6/2/2022	MOTZ GROUP LLC, THE	149954	RECONCILED	6/7/2022		105,691.86
51081	168456	ACCOUNTS_PAYA BLE	6/2/2022	MYSTERY SCIENCE INC	149490	RECONCILED	6/7/2022		1,325.00
51123	168457	ACCOUNTS_PAYA BLE	6/2/2022	NAPA AUTO PARTS	5899	RECONCILED	6/6/2022		214.06
51101	168458	ACCOUNTS_PAYA BLE	6/2/2022	NUTTER HARDWARE	146117	RECONCILED	6/6/2022		253.72
51116	168459	ACCOUNTS_PAYA BLE	6/2/2022	OFFICE DEPOT, INC.	13736	RECONCILED	6/6/2022		1,118.55
51132	168460	ACCOUNTS_PAYA BLE	6/2/2022	OHIO EXTERMINATING CO.INC.	515	RECONCILED	6/16/2022		285.75
51069	168461	ACCOUNTS_PAYA BLE	6/2/2022	OHIO PARTY BULL	150315	RECONCILED	6/13/2022		1,404.00
51091	168462	ACCOUNTS_PAYA BLE	6/2/2022	ONTRACK ACADEMIC COACHING	148789	RECONCILED	6/6/2022		660.00
51083	168463	ACCOUNTS_PAYA BLE	6/2/2022	PHILLIPS, MARK A	149414	RECONCILED	6/7/2022		528.00
51129	168464	ACCOUNTS_PAYA BLE	6/2/2022	PICKAWAY COUNTY EDUCATIONAL	1571	RECONCILED	6/16/2022		60.00
51125	168465	ACCOUNTS_PAYA BLE	6/2/2022	QUILL CORPORATION	3921	RECONCILED	6/21/2022		537.43
51095	168466	ACCOUNTS_PAYA BLE	6/2/2022	RICE, JON	147851	RECONCILED	6/22/2022		144.00
51103	168467	ACCOUNTS_PAYA BLE	6/2/2022	RICOH USA INC	145071	RECONCILED	6/9/2022		92.87
51133	168468	ACCOUNTS_PAYA BLE	6/2/2022	RUSH TRUCK CENTER COLUMBUS	108	RECONCILED	6/2/2022		379,044.00
51087	168469	ACCOUNTS_PAYA BLE	6/2/2022	SC STRATEGIC SOLUTIONS	149231	RECONCILED	6/6/2022		207.90
51131	168470	ACCOUNTS_PAYA BLE	6/2/2022	SCHOOL HEALTH CORPORATION	789	RECONCILED	6/6/2022		263.16
51134	168471	ACCOUNTS_PAYA BLE	6/2/2022	SCHOOL SPECIALTY LLC	20	RECONCILED	6/14/2022		18.19
51122	168472	ACCOUNTS_PAYA BLE	6/2/2022	SCOTT SCRIVEN LLP	6464	RECONCILED	6/8/2022		34,485.33
51075	168473	ACCOUNTS_PAYA BLE	6/2/2022	SHEPPARD, WILLIAM	149874	RECONCILED	6/7/2022		90.00

Upper Arlington City Schools Disbursement Summary Report

Reference Number	Check Number	Type	Date	Name	Vendor #	Status	Reconcile Date	Void Date	Amount
51066	168474	ACCOUNTS_PAYA BLE	6/2/2022	SIMON, LYDIA	150452	OUTSTANDING			\$ 200.00
51098	168475	ACCOUNTS_PAYA BLE	6/2/2022	STUDIES WEEKLY	147160	RECONCILED	6/8/2022		1,345.03
51076	168476	ACCOUNTS_PAYA BLE	6/2/2022	TRAILS TO IMPROVEMENT LLC	149842	RECONCILED	6/6/2022		2,000.00
51071	168477	ACCOUNTS_PAYA BLE	6/2/2022	UNIFIRST CORPORATION	150180	RECONCILED	6/6/2022		1,985.68
51111	168478	ACCOUNTS_PAYA BLE	6/2/2022	UNITED ART AND EDUCATION	37603	RECONCILED	6/6/2022		148.92
51060	168479	ACCOUNTS_PAYA BLE	6/2/2022	UNIVERSITY OF WASHINGTON	150494	RECONCILED	6/9/2022		500.00
51127	168480	ACCOUNTS_PAYA BLE	6/2/2022	VILLAGE TROPHY CO.	3149	RECONCILED	6/16/2022		403.00
51118	168481	ACCOUNTS_PAYA BLE	6/2/2022	WASTE MANAGEMENT OF OHIO	9915	RECONCILED	6/6/2022		5,640.02
51085	168482	ACCOUNTS_PAYA BLE	6/2/2022	WESTCOAST PRODUCTS & DESIGN	149407	RECONCILED	6/27/2022		1,783.86
51130	168483	ACCOUNTS_PAYA BLE	6/2/2022	WESTWATER SUPPLY CO.	1532	RECONCILED	6/6/2022		171.66
51063	168484	ACCOUNTS_PAYA BLE	6/2/2022	WORKMAN PUBLISHING COMPANY INC	150468	RECONCILED	6/15/2022		80.57
51141	168485	REFUND	6/3/2022	FEDERER, JANE	891019	RECONCILED	6/6/2022		12.65
51136	168486	REFUND	6/3/2022	BERK, DAVID	889404	RECONCILED	6/13/2022		6.10
51138	168487	REFUND	6/3/2022	BUCHIERI, HEATHER	891016	RECONCILED	6/13/2022		7.45
51139	168488	REFUND	6/3/2022	DOLBOW, MELISSA	891017	RECONCILED	6/7/2022		14.05
51140	168489	REFUND	6/3/2022	EMMONS, MICHAEL	891018	OUTSTANDING			4.40
51137	168490	REFUND	6/3/2022	FITE, SARAH	890623	RECONCILED	6/15/2022		116.05
51142	168491	REFUND	6/3/2022	HANSEN, KATHI	891020	RECONCILED	6/9/2022		165.59
51143	168492	REFUND	6/3/2022	HORAN, CARRIE	891021	OUTSTANDING			160.05
51144	168493	REFUND	6/3/2022	LEACH, JOHN	891022	RECONCILED	6/13/2022		299.80
51150	168494	REFUND	6/3/2022	MANNION, DEANNE	891028	RECONCILED	6/7/2022		80.00
51145	168495	REFUND	6/3/2022	MURDICK, LYNNE	891023	OUTSTANDING			21.20
51151	168496	REFUND	6/3/2022	OLSEN, SARA	891027	RECONCILED	6/6/2022		80.00
51146	168497	REFUND	6/3/2022	SCURRIA, MARY	891024	RECONCILED	6/8/2022		6.00
51147	168498	REFUND	6/3/2022	SNEED, LEAH	889289	RECONCILED	6/8/2022		6.20
51148	168499	REFUND	6/3/2022	STOECKINGER, KELLY	891025	RECONCILED	6/8/2022		17.19

Upper Arlington City Schools Disbursement Summary Report

Reference Number	Check Number	Type	Date	Name	Vendor #	Status	Reconcile Date	Void Date	Amount
51152	168500	REFUND	6/3/2022	TRIVEDI, SHEETAL	891026	RECONCILED	6/8/2022		\$ 80.00
51149	168501	REFUND	6/3/2022	WARE, RENE	891029	OUTSTANDING			25.05
51214	168502	ACCOUNTS_PAYA BLE	6/9/2022	ABILITY MATTERS	149109	RECONCILED	6/13/2022		5,866.80
51156	168503	ACCOUNTS_PAYA BLE	6/9/2022	ACADEMIC THERAPY PUBLICATIONS	15265	OUTSTANDING			75.90
51232	168504	ACCOUNTS_PAYA BLE	6/9/2022	AGIREPAIR	149316	RECONCILED	6/13/2022		298.00
51178	168505	ACCOUNTS_PAYA BLE	6/9/2022	ALLERTON HILL COMMUNICATIO NS	147710	RECONCILED	6/17/2022		3,000.00
51171	168506	ACCOUNTS_PAYA BLE	6/9/2022	ALS ASSOC. CENTRAL & SOUTHERN	149634	RECONCILED	6/21/2022		75.59
51181	168507	ACCOUNTS_PAYA BLE	6/9/2022	AMAZON CAPITAL SERVICES INC	150062	RECONCILED	6/14/2022		7,189.83
51206	168508	ACCOUNTS_PAYA BLE	6/9/2022	AMERESCO, INC	150458	RECONCILED	6/21/2022		1,235.00
51213	168509	ACCOUNTS_PAYA BLE	6/9/2022	AMERICAN ELECTRIC POWER OHIO	4863	RECONCILED	6/15/2022		77.97
51176	168510	ACCOUNTS_PAYA BLE	6/9/2022	ASIAN AMERICAN COMMUNITY SERV.	22349	RECONCILED	6/29/2022		260.00
51216	168511	ACCOUNTS_PAYA BLE	6/9/2022	ASIST TRANSLATION SERVICES	144192	RECONCILED	6/13/2022		40.00
51218	168512	ACCOUNTS_PAYA BLE	6/9/2022	BARNES & NOBLE COLLEGE	148461	RECONCILED	6/13/2022		227.39
51217	168513	ACCOUNTS_PAYA BLE	6/9/2022	BATTERIES PLUS LLC	150284	RECONCILED	6/14/2022		144.23
51222	168514	ACCOUNTS_PAYA BLE	6/9/2022	BELLEMAN, RYAN	150497	RECONCILED	6/22/2022		480.00
51237	168515	ACCOUNTS_PAYA BLE	6/9/2022	BENSON, AMBER	150499	RECONCILED	6/14/2022		408.00
51186	168516	ACCOUNTS_PAYA BLE	6/9/2022	BEST BUDDIES INTERNATIONAL - OHIO	150484	RECONCILED	6/22/2022		350.00
51229	168517	ACCOUNTS_PAYA BLE	6/9/2022	BIXEL, JILL	890608	RECONCILED	6/13/2022		62.36
51159	168518	ACCOUNTS_PAYA BLE	6/9/2022	BRICKER & ECKLER LLP	686	RECONCILED	6/13/2022		2,378.50
51172	168519	ACCOUNTS_PAYA BLE	6/9/2022	BRIDGEWAY ACADEMY	147107	RECONCILED	6/21/2022		4,156.90
51249	168520	ACCOUNTS_PAYA BLE	6/9/2022	BROWNFIELD, KATIE	890615	RECONCILED	6/16/2022		30.30

Upper Arlington City Schools Disbursement Summary Report

Reference Number	Check Number	Type	Date	Name	Vendor #	Status	Reconcile Date	Void Date	Amount
51179	168521	ACCOUNTS_PAYA BLE	6/9/2022	BUCKEYE CULLIGAN	150091	RECONCILED	6/16/2022		\$ 95.98
51201	168522	ACCOUNTS_PAYA BLE	6/9/2022	BUCKEYE CULLIGAN	150022	RECONCILED	6/16/2022		60.99
51170	168523	ACCOUNTS_PAYA BLE	6/9/2022	CARL ZIPF LOCK SHOP INC	12594	RECONCILED	6/14/2022		21.19
51215	168524	ACCOUNTS_PAYA BLE	6/9/2022	CENTER FOR RESPONSIVE SCHOOLS	37598	RECONCILED	6/16/2022		7,800.00
51173	168525	ACCOUNTS_PAYA BLE	6/9/2022	CHRISTIAN, TIMOTHY	150429	RECONCILED	6/13/2022		255.00
51246	168526	ACCOUNTS_PAYA BLE	6/9/2022	CHRYSALIS DATE AND MICRO IMAGE SOLUTIONS LLC	150416	RECONCILED	6/13/2022		30.00
51200	168527	ACCOUNTS_PAYA BLE	6/9/2022	COLUMBUS CLAY CO	494	RECONCILED	6/10/2022		1,881.52
51188	168528	ACCOUNTS_PAYA BLE	6/9/2022	COLUMBUS SPEECH & HEARING CTR.	1824	RECONCILED	6/17/2022		6,156.00
51248	168529	ACCOUNTS_PAYA BLE	6/9/2022	COLUMBUS THERAPY ASSOCIATES	147857	RECONCILED	6/13/2022		2,844.00
51164	168530	ACCOUNTS_PAYA BLE	6/9/2022	CRIMSON CUP	143971	RECONCILED	6/16/2022		182.00
51169	168531	ACCOUNTS_PAYA BLE	6/9/2022	CROWN CASTLE FIBER LLC	149790	RECONCILED	6/14/2022		1,289.40
51240	168532	ACCOUNTS_PAYA BLE	6/9/2022	DAYTON CINCINNATI TECHNOLOGY	148269	RECONCILED	6/15/2022		620.00
51198	168533	ACCOUNTS_PAYA BLE	6/9/2022	DELIMAN, CYNTHIA	889348	RECONCILED	6/21/2022		25.86
51163	168534	ACCOUNTS_PAYA BLE	6/9/2022	DENISE A SNOWDEN CONSULTING	149670	RECONCILED	6/14/2022		3,000.00
51160	168535	ACCOUNTS_PAYA BLE	6/9/2022	DONATOS PIZZERIA LLC	12203	RECONCILED	6/13/2022		830.59
51223	168536	ACCOUNTS_PAYA BLE	6/9/2022	EGBERT, ELIZABETH	890916	RECONCILED	6/28/2022		63.18
51165	168537	ACCOUNTS_PAYA BLE	6/9/2022	FLOURISH INTEGRATED THERAPY	149975	RECONCILED	6/15/2022		759.00
51175	168538	ACCOUNTS_PAYA BLE	6/9/2022	FLOWER GALAXY	19853	RECONCILED	6/17/2022		75.00
51196	168539	ACCOUNTS_PAYA BLE	6/9/2022	FOLLETT CONTENT SOLUTIONS LLC	150376	RECONCILED	6/17/2022		1,417.95
51241	168540	ACCOUNTS_PAYA BLE	6/9/2022	FOOD FOR GOOD THOUGHT INC	149820	RECONCILED	6/22/2022		5,700.00

Upper Arlington City Schools Disbursement Summary Report

Reference Number	Check Number	Type	Date	Name	Vendor #	Status	Reconcile Date	Void Date	Amount
51226	168541	ACCOUNTS_PAYA BLE	6/9/2022	GATEHOUSE MEDIA OHIO HOLDING	148778	RECONCILED	6/13/2022		\$ 101.22
51212	168542	ACCOUNTS_PAYA BLE	6/9/2022	GLOCKNER OIL COMPANY	144894	RECONCILED	6/13/2022		47.41
51167	168543	ACCOUNTS_PAYA BLE	6/9/2022	GORDON FOOD SERVICE	8684	RECONCILED	6/13/2022		79,021.97
51247	168544	ACCOUNTS_PAYA BLE	6/9/2022	GRAYBAR ELECTRIC COMPANY,INC	910	RECONCILED	6/13/2022		28.07
51243	168545	ACCOUNTS_PAYA BLE	6/9/2022	HALLENROSS AND ASSOCIATES LLC	150492	RECONCILED	6/23/2022		277.50
51233	168546	ACCOUNTS_PAYA BLE	6/9/2022	HARPSTER, SCOTT	21607	RECONCILED	6/21/2022		684.00
51197	168547	ACCOUNTS_PAYA BLE	6/9/2022	HEALTHYME411 LLC	150323	OUTSTANDING			300.00
51185	168548	ACCOUNTS_PAYA BLE	6/9/2022	HILLIARD LAWN & GARDEN	145343	RECONCILED	6/14/2022		177.84
51189	168549	ACCOUNTS_PAYA BLE	6/9/2022	HILLYARD OHIO	2195	RECONCILED	6/13/2022		8,689.84
51211	168550	ACCOUNTS_PAYA BLE	6/9/2022	JONES PTO	889169	OUTSTANDING			2,508.97
51193	168551	ACCOUNTS_PAYA BLE	6/9/2022	JONES, KELLY	889578	RECONCILED	6/27/2022		75.00
51166	168552	ACCOUNTS_PAYA BLE	6/9/2022	KLOSTERMAN BAKING COMPANY	144635	RECONCILED	6/16/2022		471.98
51194	168553	ACCOUNTS_PAYA BLE	6/9/2022	KONTUL III, EDWARD	150490	VOID		6/21/2022	250.00
51245	168554	ACCOUNTS_PAYA BLE	6/9/2022	KOSTOGLOU, GEORGIA	889948	RECONCILED	6/13/2022		113.49
51202	168555	ACCOUNTS_PAYA BLE	6/9/2022	LEACOCK, AMY	889953	RECONCILED	6/15/2022		49.08
51244	168556	ACCOUNTS_PAYA BLE	6/9/2022	LEARNWELL	150447	OUTSTANDING			119.70
51177	168557	ACCOUNTS_PAYA BLE	6/9/2022	LOWE'S COMPANIES, INC.	8067	RECONCILED	6/14/2022		1,915.88
51158	168558	ACCOUNTS_PAYA BLE	6/9/2022	MAGICAL ATTRACTIONS	23512	RECONCILED	6/13/2022		3,200.00
51162	168559	ACCOUNTS_PAYA BLE	6/9/2022	MERRY MILK MAID INC	150266	RECONCILED	6/15/2022		7,881.91
51234	168560	ACCOUNTS_PAYA BLE	6/9/2022	MINOTTI, DENNIS E	150349	RECONCILED	6/13/2022		255.00
51210	168561	ACCOUNTS_PAYA BLE	6/9/2022	MONSEUR, DAVID	889984	RECONCILED	6/13/2022		57.27
51238	168562	ACCOUNTS_PAYA BLE	6/9/2022	NAGODE, MICHAEL	6325	RECONCILED	6/14/2022		240.00

Upper Arlington City Schools Disbursement Summary Report

Reference Number	Check Number	Type	Date	Name	Vendor #	Status	Reconcile Date	Void Date	Amount
51228	168563	ACCOUNTS_PAYA BLE	6/9/2022	NASCO EDUCATION LLC	437	RECONCILED	6/14/2022		\$ 271.00
51183	168564	ACCOUNTS_PAYA BLE	6/9/2022	NATIONWIDE CHILDREN'S HOSPITAL	149630	RECONCILED	6/10/2022		126.00
51220	168565	ACCOUNTS_PAYA BLE	6/9/2022	NEOLA, INC.	38376	RECONCILED	6/13/2022		1,375.00
51221	168566	ACCOUNTS_PAYA BLE	6/9/2022	NEWCOMER CONCRETE SERVICES, INC.	150279	RECONCILED	6/14/2022		12,351.00
51190	168567	ACCOUNTS_PAYA BLE	6/9/2022	NIEKAMP, BRIAN	890134	RECONCILED	6/13/2022		461.17
51157	168568	ACCOUNTS_PAYA BLE	6/9/2022	NUTTER HARDWARE	146117	RECONCILED	6/13/2022		239.01
51204	168569	ACCOUNTS_PAYA BLE	6/9/2022	OFFICE DEPOT, INC.	13736	RECONCILED	6/13/2022		212.12
51208	168570	ACCOUNTS_PAYA BLE	6/9/2022	OHIO EXTERMINATING CO.INC.	515	RECONCILED	6/14/2022		213.00
51227	168571	ACCOUNTS_PAYA BLE	6/9/2022	OHIO MULCH SUPPLY	2829	RECONCILED	6/13/2022		34.50
51199	168572	ACCOUNTS_PAYA BLE	6/9/2022	OHIO STUDENT ADVOCACY	150177	RECONCILED	6/13/2022		316.67
51184	168573	ACCOUNTS_PAYA BLE	6/9/2022	ORLOFF, WARREN	890521	RECONCILED	6/16/2022		80.00
51239	168574	ACCOUNTS_PAYA BLE	6/9/2022	PARTNERSHIPS FOR AUTHENTIC LEARNING AND LEADERSHIP	150268	RECONCILED	6/16/2022		8,000.00
51207	168575	ACCOUNTS_PAYA BLE	6/9/2022	PETERSON HIGHWAY SAFETY INC	149838	RECONCILED	6/13/2022		82.00
51236	168576	ACCOUNTS_PAYA BLE	6/9/2022	PETIT, AUDREY	889954	RECONCILED	6/14/2022		10.24
51161	168577	ACCOUNTS_PAYA BLE	6/9/2022	REALLY GOOD STUFF	9740	RECONCILED	6/13/2022		210.76
51230	168578	ACCOUNTS_PAYA BLE	6/9/2022	ROBOT SHOP	148622	OUTSTANDING			119.48
51168	168579	ACCOUNTS_PAYA BLE	6/9/2022	SCHOOL SPECIALTY LLC	20	RECONCILED	6/21/2022		590.50
51180	168580	ACCOUNTS_PAYA BLE	6/9/2022	SOCIAL STUDIES SCHOOL SERVICE	554	RECONCILED	6/15/2022		101.71
51231	168581	ACCOUNTS_PAYA BLE	6/9/2022	SOCIAL THINKING	145318	RECONCILED	6/14/2022		22.68
51187	168582	ACCOUNTS_PAYA BLE	6/9/2022	SPRINT	149999	RECONCILED	6/14/2022		22.99
51209	168583	ACCOUNTS_PAYA BLE	6/9/2022	STANSBERRY, JASON A	149777	RECONCILED	6/14/2022		480.00
51182	168584	ACCOUNTS_PAYA	6/9/2022	STANTON'S	168	RECONCILED	6/14/2022		279.15

Upper Arlington City Schools Disbursement Summary Report

Reference Number	Check Number	Type	Date	Name	Vendor #	Status	Reconcile Date	Void Date	Amount
		BLE		SHEET MUSIC INC.					
51219	168585	ACCOUNTS_PAYA	6/9/2022	STAR BEACON PRODUCTS CO.	5106	RECONCILED	6/21/2022		\$ 233.10
51224	168586	ACCOUNTS_PAYA	6/9/2022	STRAUB, SHELLEY	891015	RECONCILED	6/13/2022		395.25
51242	168587	ACCOUNTS_PAYA	6/9/2022	TREASURER STATE OF OHIO	36341	RECONCILED	6/21/2022		668.50
51192	168588	ACCOUNTS_PAYA	6/9/2022	TREASURER STATE OF OHIO	5274	RECONCILED	6/14/2022		3,566.50
51225	168589	ACCOUNTS_PAYA	6/9/2022	TURNER, RONNIE	150500	VOID		6/21/2022	969.00
51250	168590	ACCOUNTS_PAYA	6/9/2022	TYLER TECHNOLOGIES, INC	146386	RECONCILED	6/13/2022		350.00
51203	168591	ACCOUNTS_PAYA	6/9/2022	UNIFIRST CORPORATION	150180	RECONCILED	6/17/2022		36.78
51174	168592	ACCOUNTS_PAYA	6/9/2022	VILLAGE TROPHY CO.	3149	RECONCILED	6/16/2022		2,439.70
51195	168593	ACCOUNTS_PAYA	6/9/2022	VITAL RECORDS CONTROL	150015	RECONCILED	6/21/2022		979.19
51191	168594	ACCOUNTS_PAYA	6/9/2022	WEST MUSIC	142693	RECONCILED	6/15/2022		844.98
51205	168595	ACCOUNTS_PAYA	6/9/2022	WORTHINGTON DIRECT	38970	RECONCILED	6/14/2022		1,868.08
51235	168596	ACCOUNTS_PAYA	6/9/2022	ZAGARIA, DANIEL	150498	RECONCILED	6/13/2022		240.00
51253	168597	REFUND	6/10/2022	BELLAIR, PAUL	891030	OUTSTANDING			148.00
51254	168598	REFUND	6/10/2022	FERKINS, DAVID	891031	RECONCILED	6/15/2022		204.90
51255	168599	REFUND	6/10/2022	PULTZ, CATHY	891032	RECONCILED	6/14/2022		75.30
51256	168600	REFUND	6/10/2022	SILVERMAN, MARK	891033	RECONCILED	6/21/2022		36.50
51257	168601	REFUND	6/10/2022	WALDROP, KAREN	891034	RECONCILED	6/14/2022		10.90
51303	168602	ACCOUNTS_PAYA	6/16/2022	ACADEMIC THERAPY PUBLICATIONS	15265	OUTSTANDING			3,279.00
51294	168603	ACCOUNTS_PAYA	6/16/2022	ACCESS 2 INTERPRETERS LLC	145045	RECONCILED	6/27/2022		85.00
51281	168604	ACCOUNTS_PAYA	6/16/2022	AG-PRO OHIO LLC	149664	RECONCILED	6/23/2022		83.65
51308	168605	ACCOUNTS_PAYA	6/16/2022	AMERICAN ELECTRIC POWER OHIO	4863	RECONCILED	6/24/2022		116,572.78
51284	168606	ACCOUNTS_PAYA	6/16/2022	AMERICAN FIDELITY ADMIN SERV	149443	RECONCILED	6/27/2022		1,526.40

Upper Arlington City Schools Disbursement Summary Report

Reference Number	Check Number	Type	Date	Name	Vendor #	Status	Reconcile Date	Void Date	Amount
51264	168607	ACCOUNTS_PAYA BLE	6/16/2022	BALLOU, ANDREA	890596	RECONCILED	6/16/2022		\$ 6.32
51277	168608	ACCOUNTS_PAYA BLE	6/16/2022	BESTDRIVE LLC	150230	RECONCILED	6/28/2022		2,888.40
51316	168609	ACCOUNTS_PAYA BLE	6/16/2022	BLICK ART MATERIALS	25	RECONCILED	6/21/2022		15.59
51313	168610	ACCOUNTS_PAYA BLE	6/16/2022	BRICKER & ECKLER LLP	686	RECONCILED	6/21/2022		7,438.00
51290	168611	ACCOUNTS_PAYA BLE	6/16/2022	BRIDGEWAY ACADEMY	147107	RECONCILED	6/24/2022		1,020.00
51304	168612	ACCOUNTS_PAYA BLE	6/16/2022	CARL ZIPF LOCK SHOP INC	12594	RECONCILED	6/17/2022		20.00
51267	168613	ACCOUNTS_PAYA BLE	6/16/2022	CHC MANUFACTURIN G INC.	150505	RECONCILED	6/23/2022		4,184.00
51295	168614	ACCOUNTS_PAYA BLE	6/16/2022	COLUMBIA GAS	144984	RECONCILED	6/21/2022		5,691.31
51315	168615	ACCOUNTS_PAYA BLE	6/16/2022	COLUMBUS CITY TREASURER	51	RECONCILED	6/21/2022		11,228.10
51314	168616	ACCOUNTS_PAYA BLE	6/16/2022	COLUMBUS CLAY CO	494	RECONCILED	6/22/2022		904.00
51300	168617	ACCOUNTS_PAYA BLE	6/16/2022	COLUMBUS HUMANE	20905	RECONCILED	6/23/2022		2,930.64
51271	168618	ACCOUNTS_PAYA BLE	6/16/2022	CONCRETE RESEARCH & TESTING, LLC.	150398	RECONCILED	6/29/2022		3,500.00
51274	168619	ACCOUNTS_PAYA BLE	6/16/2022	CONTINENTAL OFFICE	150372	RECONCILED	6/21/2022		5,290.75
51280	168620	ACCOUNTS_PAYA BLE	6/16/2022	CREATION GARDENS INC	149797	RECONCILED	6/22/2022		1,876.57
51287	168621	ACCOUNTS_PAYA BLE	6/16/2022	DAYTON CINCINNATI TECHNOLOGY	148269	RECONCILED	6/27/2022		5,887.00
51305	168622	ACCOUNTS_PAYA BLE	6/16/2022	DONATOS PIZZERIA LLC	12203	RECONCILED	6/21/2022		1,170.86
51270	168623	ACCOUNTS_PAYA BLE	6/16/2022	ELEVEN FIFTY SEVEN	150448	RECONCILED	6/21/2022		10,200.00
51288	168624	ACCOUNTS_PAYA BLE	6/16/2022	EVANS, TOM	148066	RECONCILED	6/27/2022		195.00
51286	168625	ACCOUNTS_PAYA BLE	6/16/2022	EZPAY	148701	RECONCILED	6/30/2022		2,807.98
51273	168626	ACCOUNTS_PAYA BLE	6/16/2022	FOLLETT CONTENT SOLUTIONS LLC	150376	RECONCILED	6/21/2022		85.61
51276	168627	ACCOUNTS_PAYA BLE	6/16/2022	GFC LEASING - OH	150240	RECONCILED	6/22/2022		3,234.58
51268	168628	ACCOUNTS_PAYA BLE	6/16/2022	GIESIGE, MEGAN	150502	RECONCILED	6/21/2022		65.00

Upper Arlington City Schools Disbursement Summary Report

Reference Number	Check Number	Type	Date	Name	Vendor #	Status	Reconcile Date	Void Date	Amount
51265	168629	ACCOUNTS_PAYA BLE	6/16/2022	HASTINGS PTO	890561	RECONCILED	6/22/2022		\$ 750.00
51285	168630	ACCOUNTS_PAYA BLE	6/16/2022	HEAPY ENGINEERING INC	149277	RECONCILED	6/21/2022		4,975.00
51310	168631	ACCOUNTS_PAYA BLE	6/16/2022	HILLYARD OHIO	2195	RECONCILED	6/23/2022		3,319.92
51275	168632	ACCOUNTS_PAYA BLE	6/16/2022	J TAYLOR EDUCATION INC	150296	RECONCILED	6/28/2022		41.00
51266	168633	ACCOUNTS_PAYA BLE	6/16/2022	KING, JORDAN	889945	RECONCILED	6/22/2022		65.17
51297	168634	ACCOUNTS_PAYA BLE	6/16/2022	KLOSTERMAN BAKING COMPANY	144635	RECONCILED	6/23/2022		204.98
51293	168635	ACCOUNTS_PAYA BLE	6/16/2022	MCKEON EDUCATION GROUP INC	145703	OUTSTANDING			8,575.00
51282	168636	ACCOUNTS_PAYA BLE	6/16/2022	NATIONWIDE CHILDREN'S HOSPITAL	149630	RECONCILED	6/21/2022		9,285.00
51296	168637	ACCOUNTS_PAYA BLE	6/16/2022	NCS PEARSON INC	144666	RECONCILED	6/21/2022		1,358.50
51292	168638	ACCOUNTS_PAYA BLE	6/16/2022	NUTTER HARDWARE	146117	RECONCILED	6/22/2022		43.55
51269	168639	ACCOUNTS_PAYA BLE	6/16/2022	OPEN SKY WILDERNESS THERAPY	150475	RECONCILED	6/27/2022		11,271.00
51311	168640	ACCOUNTS_PAYA BLE	6/16/2022	PITNEY BOWES INC	1412	RECONCILED	6/22/2022		476.07
51272	168641	ACCOUNTS_PAYA BLE	6/16/2022	PRINCIPAL LIFE INSURANCE COMPANY	150384	RECONCILED	6/23/2022		1,200.00
51291	168642	ACCOUNTS_PAYA BLE	6/16/2022	REED, JACOB	146767	RECONCILED	6/21/2022		150.00
51301	168643	ACCOUNTS_PAYA BLE	6/16/2022	RICH & GILLIS LAW GROUP, LLC	18969	RECONCILED	6/22/2022		685.73
51312	168644	ACCOUNTS_PAYA BLE	6/16/2022	SCHOOL HEALTH CORPORATION	789	RECONCILED	6/21/2022		17.66
51306	168645	ACCOUNTS_PAYA BLE	6/16/2022	STAR BEACON PRODUCTS CO.	5106	OUTSTANDING			32.55
51307	168646	ACCOUNTS_PAYA BLE	6/16/2022	STATE OF OHIO UST FUND	4936	RECONCILED	6/21/2022		1,100.00
51289	168647	ACCOUNTS_PAYA BLE	6/16/2022	THE OHIO STATE UNIVERSITY	147869	RECONCILED	6/27/2022		17,455.00
51299	168648	ACCOUNTS_PAYA BLE	6/16/2022	TREASURER STATE OF OHIO	36341	RECONCILED	6/30/2022		204.75
51278	168649	ACCOUNTS_PAYA BLE	6/16/2022	UNIFIRST CORPORATION	150180	RECONCILED	6/21/2022		510.60
51302	168650	ACCOUNTS_PAYA	6/16/2022	UNITED STATES	15942	OUTSTANDING			1,703.40

Upper Arlington City Schools Disbursement Summary Report

Reference Number	Check Number	Type	Date	Name	Vendor #	Status	Reconcile Date	Void Date	Amount
51279	168651	BLE ACCOUNTS_PAYA	6/16/2022	POSTAL SERVICE VERIZON	149804	RECONCILED	6/21/2022		\$ 259.80
51298	168652	BLE ACCOUNTS_PAYA	6/16/2022	WIRELESS VERIZON	38251	RECONCILED	6/21/2022		100.60
51309	168653	BLE ACCOUNTS_PAYA	6/16/2022	WIRELESS VILLAGE TROPHY	3149	RECONCILED	6/29/2022		187.00
51283	168654	BLE ACCOUNTS_PAYA	6/16/2022	CO. WORTHINGTON	149547	RECONCILED	6/23/2022		450.00
51318	168655	REFUND	6/16/2022	CITY SCHOOL DISTRICT ANDERSON, MICHELLE	891037	OUTSTANDING			12.15
51319	168656	REFUND	6/16/2022	BARRETT, PHEBE	891035	RECONCILED	6/21/2022		90.06
51317	168657	REFUND	6/16/2022	BHKATI, BANIA	891036	OUTSTANDING			20.00
51320	168658	REFUND	6/16/2022	CARLUCCIO, MARIA	150503	OUTSTANDING			11.15
51321	168659	REFUND	6/16/2022	CARTER, DANIEL	891038	OUTSTANDING			14.80
51322	168660	REFUND	6/16/2022	CULLEN, AMY	889887	RECONCILED	6/21/2022		4.50
51323	168661	REFUND	6/16/2022	MILLER, HEIDI	150504	RECONCILED	6/24/2022		54.00
51325	168662	BLE ACCOUNTS_PAYA	6/21/2022	TURNER, RONNIE	150500	RECONCILED	6/22/2022		969.00
51327	168663	REFUND	6/22/2022	REFFETT, REBECCA	891041	OUTSTANDING			282.00
51339	168664	BLE ACCOUNTS_PAYA	6/23/2022	ACOUSTIC CEILING & PARTITION OF OHIO, INC.	150449	RECONCILED	6/27/2022		4,000.00
51346	168665	BLE ACCOUNTS_PAYA	6/23/2022	AMAZON CAPITAL SERVICES INC	150062	RECONCILED	6/27/2022		249.85
51360	168666	BLE ACCOUNTS_PAYA	6/23/2022	ASIST TRANSLATION SERVICES	144192	RECONCILED	6/28/2022		290.00
51361	168667	BLE ACCOUNTS_PAYA	6/23/2022	AT & T	38426	RECONCILED	6/27/2022		2,965.72
51362	168668	BLE ACCOUNTS_PAYA	6/23/2022	AT & T	12007	RECONCILED	6/28/2022		4,069.17
51369	168669	BLE ACCOUNTS_PAYA	6/23/2022	BEAR ESSENTIALS	2606	RECONCILED	6/28/2022		188.94
51353	168670	BLE ACCOUNTS_PAYA	6/23/2022	BEEMS BP DISTRIBUTING INC	148302	RECONCILED	6/27/2022		5,654.31
51347	168671	BLE ACCOUNTS_PAYA	6/23/2022	BRANDED CUSTOM SPORTSWEAR INC	149695	RECONCILED	6/28/2022		1,240.20
51372	168672	BLE ACCOUNTS_PAYA	6/23/2022	BRICKER & ECKLER LLP	686	RECONCILED	6/27/2022		4,526.50

Upper Arlington City Schools Disbursement Summary Report

Reference Number	Check Number	Type	Date	Name	Vendor #	Status	Reconcile Date	Void Date	Amount
51356	168673	ACCOUNTS_PAYA BLE	6/23/2022	BRIDGEWAY ACADEMY	147107	RECONCILED	6/28/2022		\$ 3,675.00
51341	168674	ACCOUNTS_PAYA BLE	6/23/2022	BROTHERS, KAREN M	150435	RECONCILED	6/27/2022		1,000.00
51367	168675	ACCOUNTS_PAYA BLE	6/23/2022	CAPITOL CITY GLASS & SCREEN	3764	RECONCILED	6/28/2022		605.75
51355	168676	ACCOUNTS_PAYA BLE	6/23/2022	CARMEN'S DISTRIBUTION SYSTEMS	147618	RECONCILED	6/27/2022		31.65
51375	168677	ACCOUNTS_PAYA BLE	6/23/2022	CAROLINA BIOLOGICAL SUPPLY	223	RECONCILED	6/27/2022		50.01
51349	168678	ACCOUNTS_PAYA BLE	6/23/2022	CHARTER COMMUNICATION S	149594	RECONCILED	6/28/2022		750.00
51333	168679	ACCOUNTS_PAYA BLE	6/23/2022	COCUZZO, SARAH	890914	OUTSTANDING			22.05
51378	168680	ACCOUNTS_PAYA BLE	6/23/2022	COLUMBUS CITY TREASURER	51	RECONCILED	6/24/2022		5,768.06
51352	168681	ACCOUNTS_PAYA BLE	6/23/2022	DIRECT ENERGY BUSINESS	148475	RECONCILED	6/28/2022		9,468.33
51334	168682	ACCOUNTS_PAYA BLE	6/23/2022	ERWIN, LOGAN	890531	RECONCILED	6/27/2022		284.90
51336	168683	ACCOUNTS_PAYA BLE	6/23/2022	FRANCHISE D&I SOLUTIONS LLC	150480	RECONCILED	6/27/2022		5,000.00
51345	168684	ACCOUNTS_PAYA BLE	6/23/2022	GATEWAY FENCE OF COLUMBUS	150085	RECONCILED	6/27/2022		7,820.00
51343	168685	ACCOUNTS_PAYA BLE	6/23/2022	GFC LEASING - OH	150240	RECONCILED	6/28/2022		3,078.97
51364	168686	ACCOUNTS_PAYA BLE	6/23/2022	GORDON FOOD SERVICE	8684	RECONCILED	6/27/2022		3,112.63
51337	168687	ACCOUNTS_PAYA BLE	6/23/2022	HAWA ENGINEERS	150463	OUTSTANDING			36,330.00
51370	168688	ACCOUNTS_PAYA BLE	6/23/2022	HILLYARD OHIO	2195	RECONCILED	6/29/2022		3,099.14
51351	168689	ACCOUNTS_PAYA BLE	6/23/2022	JACKIE LYNN HAGER	149095	RECONCILED	6/27/2022		778.20
51357	168690	ACCOUNTS_PAYA BLE	6/23/2022	JANET HANSEN PHD,BCBA-D,LLC	146914	OUTSTANDING			300.00
51365	168691	ACCOUNTS_PAYA BLE	6/23/2022	JOHNSTONE SUPPLY	5557	RECONCILED	6/27/2022		53.78
51335	168692	ACCOUNTS_PAYA BLE	6/23/2022	JONES PTO	889169	OUTSTANDING			3,572.19
51359	168693	ACCOUNTS_PAYA BLE	6/23/2022	KLOSTERMAN BAKING COMPANY	144635	RECONCILED	6/28/2022		504.32
51368	168694	ACCOUNTS_PAYA BLE	6/23/2022	KROGER CO., THE	3553	RECONCILED	6/27/2022		131.82

Upper Arlington City Schools Disbursement Summary Report

Reference Number	Check Number	Type	Date	Name	Vendor #	Status	Reconcile Date	Void Date	Amount
51340	168695	ACCOUNTS_PAYA BLE	6/23/2022	LEARNWELL	150447	OUTSTANDING			\$ 119.70
51342	168696	ACCOUNTS_PAYA BLE	6/23/2022	MERRY MILK MAID INC	150266	RECONCILED	6/28/2022		197.05
51374	168697	ACCOUNTS_PAYA BLE	6/23/2022	NASCO EDUCATION LLC	437	RECONCILED	6/28/2022		83.81
51348	168698	ACCOUNTS_PAYA BLE	6/23/2022	NATIONWIDE CHILDREN'S HOSPITAL	149630	RECONCILED	6/27/2022		1,008.00
51358	168699	ACCOUNTS_PAYA BLE	6/23/2022	NUTTER HARDWARE	146117	RECONCILED	6/27/2022		127.86
51373	168700	ACCOUNTS_PAYA BLE	6/23/2022	OHIO EXTERMINATING CO.INC.	515	RECONCILED	6/28/2022		88.50
51354	168701	ACCOUNTS_PAYA BLE	6/23/2022	R.F.S.J. INC.	147860	OUTSTANDING			274.09
51350	168702	ACCOUNTS_PAYA BLE	6/23/2022	RIO GRANDE, INC	149580	RECONCILED	6/30/2022		35.67
51377	168703	ACCOUNTS_PAYA BLE	6/23/2022	RUSH TRUCK CENTER COLUMBUS	108	RECONCILED	6/29/2022		248.47
51371	168704	ACCOUNTS_PAYA BLE	6/23/2022	SCHOOL HEALTH CORPORATION	789	RECONCILED	6/29/2022		254.66
51376	168705	ACCOUNTS_PAYA BLE	6/23/2022	SHERWIN- WILLIAMS	165	RECONCILED	6/27/2022		1,024.18
51338	168706	ACCOUNTS_PAYA BLE	6/23/2022	SHOES FOR CREWS, LLC	150451	OUTSTANDING			94.98
51366	168707	ACCOUNTS_PAYA BLE	6/23/2022	STAR BEACON PRODUCTS CO.	5106	OUTSTANDING			95.75
51363	168708	ACCOUNTS_PAYA BLE	6/23/2022	TRISTAR TRANSPORTATIO N CO.	8761	OUTSTANDING			37,520.20
51344	168709	ACCOUNTS_PAYA BLE	6/23/2022	UNIFIRST CORPORATION	150180	RECONCILED	6/29/2022		73.56
51402	169710	ACCOUNTS_PAYA BLE	6/24/2022	ABILITY MATTERS	149109	RECONCILED	6/28/2022		39,112.00
51400	169711	ACCOUNTS_PAYA BLE	6/24/2022	BRIDGEWAY ACADEMY	147107	RECONCILED	6/28/2022		23,545.00
51403	169712	ACCOUNTS_PAYA BLE	6/24/2022	LEARNING SPECTRUM	37385	RECONCILED	6/28/2022		3,000.00
51401	169713	ACCOUNTS_PAYA BLE	6/24/2022	NATIONWIDE CHILDREN'S HOSPITAL	149630	RECONCILED	6/27/2022		4,601.00
51399	169714	ACCOUNTS_PAYA BLE	6/24/2022	SCOTT SCRIVEN LLP	6464	RECONCILED	6/29/2022		24,069.00
Grand Total									\$ 1,451,137.08

SUMMARY OF PHASE 1 PROJECTS IN THE BUILDING FUND

As of 6/30/2022

PROJECT	PROJECT ALLOCATIONS	EXPENDITURES	COMMITTED FUNDS
Barrington	\$ 28,352,050.28	\$ 28,128,647.65	\$ 223,402.63
Greensview	\$ 20,186,286.42	\$ 20,146,284.84	\$ 40,001.58
Tremont	\$ 15,408,259.36	\$ 15,366,007.34	\$ 42,252.02
Wickliffe	\$ 21,728,263.91	\$ 21,591,300.66	\$ 136,963.25
Windermere	\$ 22,036,301.61	\$ 20,751,860.32	\$ 1,284,441.29
*UAHS	\$ 120,417,207.68	\$ 117,718,651.09	\$ 2,698,556.59
Tremont Fields	\$ 1,762,909.46	\$ 1,762,909.46	\$ -
District (expenses not allocated to projects)	\$ 2,985,457.00	\$ 2,873,947.45	\$ 111,509.55
	<u>\$ 232,876,735.72</u>	<u>\$ 228,339,608.81</u>	<u>\$ 4,537,126.91</u>

* excludes the \$5,000,000 of Legacy Campaign

Funds to be allocated to projects based on future change orders \$ 623,264.28

**Upper Arlington City Schools
Concentration Bank Reconciliation
June 30, 2022**

Description	Beg. Bal.	Receipts	Disburse	End. Bal.
Accounts				
Huntington Bank - General	18,707,944.23	4,012,350.48	11,549,235.10	11,171,059.61
Huntington Bank - Workers' Comp Acct	-	-	-	-
Star Ohio	5,886,175.48	5,560.08	-	5,891,735.56
Legacy Campaign	1,279,888.82	1,630.54	460,015.41	821,503.95
Board of Education	10,000.00	-	-	10,000.00
Wells Fargo - Worker's Comp	9,000.00	-	-	9,000.00
Arbiter Pay	61,559.00	-	60,182.05	1,376.95
				(61,239,897.21)
				(8,143,727.07)
Investments				
Huntington Investment Account - General	61,207,171.32	32,725.89	-	61,239,897.21
Huntington Investment Account - Building	9,470,846.53	8,797.28	1,335,916.74	8,143,727.07
Huntington Investment Account - Bond Retirement	-	-	-	-
Huntington Investment Account - Legacy	4,231,468.95	2,811.28	-	4,234,280.23
Columbus Foundation Legacy Fund	35,773.42	2,122.62	-	37,896.04
Outstanding Checks				
Less O/S checks prior month	(179,693.34)	-	(179,693.34)	-
Add: O/S checks current month	-	-	104,128.02	(104,128.02)
Less: Worker's Comp O/S prior Month	-	-	-	-
Add: Worker's Comp O/S current Month	-	-	-	-
Petty Cash Accounts:				
Early Childhood Program Petty Cash	50.00	-	-	50.00
Food Service (H.S.) Petty Cash	50.00	-	-	50.00
UAHS Book Store Change Funds	300.00	-	-	300.00
April				
Local Level	(3,141.61)	3,141.61	-	-
BNY Refund	(5,000.00)	5,000.00	-	-
June				
Deposit	-	-	-	(981.00)
HNB General ionterest not booked	-	-	165.53	(165.53)
Star Ohio/HNB Checking interest not booked	-	(5,560.08)	-	(5,560.08)
HNB Investement Legacy - interest not booked	-	(2,811.28)	-	(2,811.28)
HNB Investement operating - interest not booked	-	(32,725.89)	-	(32,725.89)
HNB Investement Building - interest not booked	-	(8,797.28)	-	(8,797.28)
BANK TOTALS	100,712,392.80	4,065,998.17	13,329,783.98	91,405,707.54
BOOK TOTALS	100,712,392.80	4,065,998.17	13,329,783.98	91,405,707.54

(11,171,059.61)

(5,891,735.56)

(61,239,897.21)

(8,143,727.07)

-

(4,234,280.23)

-

4,234,280.23

37,896.04

(90,680,699.68)

Prior O/S List	179,693.34	
Checks Issued	1,451,137.08	checks report - "warrant"
(Checks Redeemed)	(1,518,358.36)	Bank Stmt
(void checks)	(4,419.00)	(written in current month and voided in current month)
Refund checks issued	-	checks report
(ACH Redemptions)	-	
(checks written in prior months, voided this month)	-	checks report - run for voids only
(Reconciled Stale Checks)	(3,925.04)	
Reconciled Voided Check	-	
Memo Void/Cleared chks on bank, sys nxt mnt	-	
Per Calculation	104,128.02	
Per Report	104,128.02	checks o/s report
Variance	(0.00)	

Upper Arlington City Schools Cash Summary Report

Full Account Code	Description	Initial Cash	MTD Received	FYTD Received	MTD Expended	FYTD Expended	Fund Balance	Encumbrance	Unencumbered Balance
Fund:	001								
001-0000	General Fund	\$ 46,727,143.09	\$ 0.00	\$ 0.00	\$ 0.00	\$ 0.00	\$ 46,727,143.09	\$ 1,090,948.46	\$ 45,636,194.63
001-9519	Legacy Capital Campaign	53,880.95	0.00	0.00	0.00	0.00	53,880.95	1,713.02	52,167.93
		\$ 46,781,024.04	\$ 0.00	\$ 0.00	\$ 0.00	\$ 0.00	\$ 46,781,024.04	\$ 1,092,661.48	\$ 45,688,362.56
Fund:	002								
002-0000	Bond Retirement Fund	8,142,356.02	0.00	0.00	0.00	0.00	8,142,356.02	0.00	8,142,356.02
		\$ 8,142,356.02	\$ 0.00	\$ 0.00	\$ 0.00	\$ 0.00	\$ 8,142,356.02	\$ 0.00	\$ 8,142,356.02
Fund:	003								
003-0000	Capital Project Fund	5,855,980.45	0.00	0.00	0.00	0.00	5,855,980.45	1,218,511.10	4,637,469.35
		\$ 5,855,980.45	\$ 0.00	\$ 0.00	\$ 0.00	\$ 0.00	\$ 5,855,980.45	\$ 1,218,511.10	\$ 4,637,469.35
Fund:	004								
004-9017	2017 Construction & Renovations	7,707,865.84	0.00	0.00	0.00	0.00	7,707,865.84	4,845,335.73	2,862,530.11
		\$ 7,707,865.84	\$ 0.00	\$ 0.00	\$ 0.00	\$ 0.00	\$ 7,707,865.84	\$ 4,845,335.73	\$ 2,862,530.11
Fund:	006								
006-0000	Food Service Fund	1,106,590.12	0.00	0.00	0.00	0.00	1,106,590.12	28,889.59	1,077,700.53
006-9000	Food Service Fund	110,264.75	0.00	0.00	0.00	0.00	110,264.75	0.00	110,264.75
		\$ 1,216,854.87	\$ 0.00	\$ 0.00	\$ 0.00	\$ 0.00	\$ 1,216,854.87	\$ 28,889.59	\$ 1,187,965.28
Fund:	007								
007-9000	Unclaimed Funds	12,466.27	0.00	0.00	0.00	0.00	12,466.27	0.00	12,466.27
007-9004	BECS Building Fund Reserve	23,224.84	0.00	0.00	0.00	0.00	23,224.84	0.00	23,224.84
007-9009	Classified Account Fund	2,197.03	0.00	0.00	0.00	0.00	2,197.03	0.00	2,197.03
007-9045	Greensview Staff/Flower Fund	79.58	0.00	0.00	0.00	0.00	79.58	0.00	79.58
007-9055	Tremont Staff/Flower Fund	328.20	0.00	0.00	0.00	0.00	328.20	0.00	328.20
007-9066	Wickliffe Flower Fund	73.85	0.00	0.00	0.00	0.00	73.85	0.00	73.85
007-9080	Hastings Flower Fund	397.35	0.00	0.00	0.00	0.00	397.35	0.00	397.35
007-9091	Jones Scholarships	11,895.14	0.00	0.00	0.00	0.00	11,895.14	0.00	11,895.14
007-9170	Windermere Flower Fund	3.86	0.00	0.00	0.00	0.00	3.86	0.00	3.86
007-9250	Central Office Staff Fund	1,163.68	0.00	0.00	0.00	0.00	1,163.68	0.00	1,163.68
007-9251	Leadership Team Fund	578.67	0.00	0.00	0.00	0.00	578.67	0.00	578.67
007-9252	Burbank Office Fund	2,062.10	0.00	0.00	0.00	0.00	2,062.10	0.00	2,062.10
007-9254	Operational Services Staff Fund	792.88	0.00	0.00	0.00	0.00	792.88	0.00	792.88
007-9255	Transportation Staff Fund	1,546.13	0.00	0.00	0.00	0.00	1,546.13	0.00	1,546.13
007-9256	Central Office Flower Fund	128.97	0.00	0.00	0.00	0.00	128.97	0.00	128.97
007-9257	District Trust Account	36,210.36	0.00	0.00	0.00	0.00	36,210.36	0.00	36,210.36
007-9259	Jones Staff Fund	239.14	0.00	0.00	0.00	0.00	239.14	0.00	239.14
007-9802	Hastings Student Community Fund	17,413.42	0.00	0.00	0.00	0.00	17,413.42	0.00	17,413.42
007-9904	BECS Family Fund	11,262.76	0.00	0.00	0.00	0.00	11,262.76	0.00	11,262.76
		\$ 122,064.23	\$ 0.00	\$ 0.00	\$ 0.00	\$ 0.00	\$ 122,064.23	\$ 0.00	\$ 122,064.23

Upper Arlington City Schools Cash Summary Report

Full Account Code	Description	Initial Cash	MTD Received	FYTD Received	MTD Expended	FYTD Expended	Fund Balance	Encumbrance	Unencumbered Balance
Fund:	009								
009-9010	USS Barrington	\$ 5,905.43	\$ 0.00	\$ 0.00	\$ 0.00	\$ 0.00	\$ 5,905.43	\$ 4,500.00	\$ 1,405.43
009-9040	USS Greensview	3,427.92	0.00	0.00	0.00	0.00	3,427.92	3,000.00	427.92
009-9050	USS Tremont	11,613.97	0.00	0.00	0.00	0.00	11,613.97	0.00	11,613.97
009-9060	USS Wickliffe	1,244.15	0.00	0.00	0.00	0.00	1,244.15	11.75	1,232.40
009-9070	USS Windermere	13,764.11	0.00	0.00	0.00	0.00	13,764.11	0.00	13,764.11
009-9080	USS Hastings	6,450.57	0.00	0.00	0.00	0.00	6,450.57	170.68	6,279.89
009-9090	USS Jones	19,369.80	0.00	0.00	0.00	0.00	19,369.80	50.20	19,319.60
009-9091	Jones USF Phys Ed.	149.73	0.00	0.00	0.00	0.00	149.73	0.00	149.73
009-9100	USS High School Workbooks	9,113.28	0.00	0.00	0.00	0.00	9,113.28	0.00	9,113.28
009-9102	USS High School - Art	6,967.64	0.00	0.00	0.00	0.00	6,967.64	193.68	6,773.96
009-9103	USS High School - Industrial Tech	2,242.48	0.00	0.00	0.00	0.00	2,242.48	0.00	2,242.48
009-9113	USS UAHS - Science	13,993.09	0.00	0.00	0.00	0.00	13,993.09	669.17	13,323.92
009-9903	Jones Life Skills Fund	4,015.57	0.00	0.00	0.00	0.00	4,015.57	0.00	4,015.57
		\$ 98,257.74	\$ 0.00	\$ 0.00	\$ 0.00	\$ 0.00	\$ 98,257.74	\$ 8,595.48	\$ 89,662.26
Fund:	018								
018-9005	BECS Principal Account	10,941.87	0.00	0.00	0.00	0.00	10,941.87	0.00	10,941.87
018-9010	Barrington Principal Fund	14,577.08	0.00	0.00	0.00	0.00	14,577.08	2,231.84	12,345.24
018-9040	Greensview Principal Fund	39,433.39	0.00	0.00	0.00	0.00	39,433.39	3,250.00	36,183.39
018-9050	Tremont Principal Fund	2,681.41	0.00	0.00	0.00	0.00	2,681.41	0.00	2,681.41
018-9060	Wickliffe Principal Fund	8,429.43	0.00	0.00	0.00	0.00	8,429.43	500.00	7,929.43
018-9070	Windermere Principal Fund	15,359.35	0.00	0.00	0.00	0.00	15,359.35	0.00	15,359.35
018-9080	Hastings Principal Fund	23,812.13	0.00	0.00	0.00	0.00	23,812.13	0.00	23,812.13
018-9090	Jones Principal Fund	4,745.58	0.00	0.00	0.00	0.00	4,745.58	4,000.00	745.58
018-9100	High School Principal Fund	20,037.66	0.00	0.00	0.00	0.00	20,037.66	1,040.19	18,997.47
018-9104	IB Testing	600.00	0.00	0.00	0.00	0.00	600.00	0.00	600.00
018-9105	Transcript Process	41,334.10	0.00	0.00	0.00	0.00	41,334.10	0.00	41,334.10
018-9110	HS AP Fund	130,611.77	0.00	0.00	0.00	0.00	130,611.77	119.60	130,492.17
		\$ 312,563.77	\$ 0.00	\$ 0.00	\$ 0.00	\$ 0.00	\$ 312,563.77	\$ 11,141.63	\$ 301,422.14
Fund:	019								
019-9000	Other Grants-District Wide	11,927.21	0.00	0.00	0.00	0.00	11,927.21	0.00	11,927.21
019-9001	DRA	521,887.46	0.00	0.00	0.00	0.00	521,887.46	0.00	521,887.46
019-9006	Cultural Links	6,864.61	0.00	0.00	0.00	0.00	6,864.61	0.00	6,864.61
019-9066	Wickliffe MH Local Grant	489.38	0.00	0.00	0.00	0.00	489.38	0.00	489.38
019-9093	Borghia Digital Library Fund	11,011.97	0.00	0.00	0.00	0.00	11,011.97	0.00	11,011.97
019-9100	Conley Media Literacy Fund	2,206.44	0.00	0.00	0.00	0.00	2,206.44	0.00	2,206.44
019-9101	UAHS Athletic Complex	37,006.40	0.00	0.00	0.00	0.00	37,006.40	0.00	37,006.40
019-9103	UA Rotary Foundation Fund	2,014.38	0.00	0.00	0.00	0.00	2,014.38	0.00	2,014.38
019-9105	Auditorium - UAHS	107,302.92	0.00	0.00	0.00	0.00	107,302.92	0.00	107,302.92

Upper Arlington City Schools Cash Summary Report

Full Account Code	Description	Initial Cash	MTD Received	FYTD Received	MTD Expended	FYTD Expended	Fund Balance	Encumbrance	Unencumbered Balance
019-9116	Digital Conversion Protection Plan	\$ 90,605.87	\$ 0.00	\$ 0.00	\$ 0.00	\$ 0.00	\$ 90,605.87	\$ 0.00	\$ 90,605.87
019-9200	Grant/ Advertising - Arlington Bank PNC	13,283.01	0.00	0.00	0.00	0.00	13,283.01	0.00	13,283.01
019-9203	Pepsi/Other	37,536.32	0.00	0.00	0.00	0.00	37,536.32	0.00	37,536.32
019-9801	HASTINGS AMLE GRANT	3,776.18	0.00	0.00	0.00	0.00	3,776.18	0.00	3,776.18
019-9904	BECS-Library Fund	394.80	0.00	0.00	0.00	0.00	394.80	0.00	394.80
		\$ 846,306.95	\$ 0.00	\$ 0.00	\$ 0.00	\$ 0.00	\$ 846,306.95	\$ 0.00	\$ 846,306.95
Fund:	020								
020-9000	School Age Child Care Fund	437,663.97	0.00	0.00	0.00	0.00	437,663.97	1,166.24	436,497.73
020-9004	BECS Early Childhood Program Fund	922,243.98	0.00	0.00	0.00	0.00	922,243.98	10,547.68	911,696.30
020-9006	Summer Academy	35,118.42	0.00	0.00	0.00	0.00	35,118.42	0.00	35,118.42
		\$ 1,395,026.37	\$ 0.00	\$ 0.00	\$ 0.00	\$ 0.00	\$ 1,395,026.37	\$ 11,713.92	\$ 1,383,312.45
Fund:	022								
022-0000	Agency Fund - UAEA	3,469.29	0.00	0.00	0.00	0.00	3,469.29	0.00	3,469.29
022-9181	UAHS Tournament Account	21,164.61	0.00	0.00	0.00	0.00	21,164.61	0.00	21,164.61
		\$ 24,633.90	\$ 0.00	\$ 0.00	\$ 0.00	\$ 0.00	\$ 24,633.90	\$ 0.00	\$ 24,633.90
Fund:	024								
024-9001	Self Insurance - Medical	9,951,675.89	0.00	0.00	0.00	0.00	9,951,675.89	90,661.15	9,861,014.74
024-9005	Workers Compensation - Self Insurance	662,494.22	0.00	0.00	0.00	0.00	662,494.22	22,168.53	640,325.69
		\$ 10,614,170.11	\$ 0.00	\$ 0.00	\$ 0.00	\$ 0.00	\$ 10,614,170.11	\$ 112,829.68	\$ 10,501,340.43
Fund:	026								
026-0000	Employee Benefits Fund	560,640.11	0.00	0.00	0.00	0.00	560,640.11	7,437.70	553,202.41
		\$ 560,640.11	\$ 0.00	\$ 0.00	\$ 0.00	\$ 0.00	\$ 560,640.11	\$ 7,437.70	\$ 553,202.41
Fund:	027								
027-9017	Workers Comp (OCIP) - Self Insurance	337,773.53	0.00	0.00	0.00	0.00	337,773.53	11,963.29	325,810.24
		\$ 337,773.53	\$ 0.00	\$ 0.00	\$ 0.00	\$ 0.00	\$ 337,773.53	\$ 11,963.29	\$ 325,810.24
Fund:	035								
035-0000	Termination Benefits Fund	557,242.90	0.00	0.00	0.00	0.00	557,242.90	0.00	557,242.90
		\$ 557,242.90	\$ 0.00	\$ 0.00	\$ 0.00	\$ 0.00	\$ 557,242.90	\$ 0.00	\$ 557,242.90
Fund:	070								
070-9519	Legacy Capital Projects	5,740,244.25	0.00	0.00	0.00	0.00	5,740,244.25	5,737,306.36	2,937.89
		\$ 5,740,244.25	\$ 0.00	\$ 0.00	\$ 0.00	\$ 0.00	\$ 5,740,244.25	\$ 5,737,306.36	\$ 2,937.89
Fund:	200								
200-9100	High School Arlingtonian	3,336.05	0.00	0.00	0.00	0.00	3,336.05	0.00	3,336.05
200-9101	High School Service Club Fund	2,624.09	0.00	0.00	0.00	0.00	2,624.09	0.00	2,624.09
200-9102	High School Environmental Club Fund	1,660.54	0.00	0.00	0.00	0.00	1,660.54	0.00	1,660.54

Upper Arlington City Schools Cash Summary Report

Full Account Code	Description	Initial Cash	MTD Received	FYTD Received	MTD Expended	FYTD Expended	Fund Balance	Encumbrance	Unencumbered Balance
200-9103	High School Norwester Fund	\$ 30,947.76	\$ 0.00	\$ 0.00	\$ 0.00	\$ 0.00	\$ 30,947.76	\$ 0.00	\$ 30,947.76
200-9104	High School Art Club	271.99	0.00	0.00	0.00	0.00	271.99	0.00	271.99
200-9105	High School Debate Fund	2,235.69	0.00	0.00	0.00	0.00	2,235.69	0.00	2,235.69
200-9106	High School Drama Club Fund	8,248.96	0.00	0.00	0.00	0.00	8,248.96	0.00	8,248.96
200-9107	High School In The Know Fund	9,769.61	0.00	0.00	0.00	0.00	9,769.61	0.00	9,769.61
200-9108	High School Spirit Club Fund	2,260.77	0.00	0.00	0.00	0.00	2,260.77	0.00	2,260.77
200-9109	UAHS Medical Club	597.33	0.00	0.00	0.00	0.00	597.33	0.00	597.33
200-9111	High School Student Council Fund	12,793.39	0.00	0.00	0.00	0.00	12,793.39	0.00	12,793.39
200-9114	High School WARL TV Fund	52.00	0.00	0.00	0.00	0.00	52.00	0.00	52.00
200-9115	High School Science Club Fund	9,807.93	0.00	0.00	0.00	0.00	9,807.93	0.00	9,807.93
200-9117	High School Fencing Fund	889.03	0.00	0.00	0.00	0.00	889.03	0.00	889.03
200-9119	High School Global Language Fund	4,737.31	0.00	0.00	0.00	0.00	4,737.31	0.00	4,737.31
200-9120	High School Math Club Fund	1,873.05	0.00	0.00	0.00	0.00	1,873.05	0.00	1,873.05
200-9123	High School Chess Club Fund	877.73	0.00	0.00	0.00	0.00	877.73	0.00	877.73
200-9125	High School Photo Club Fund	770.18	0.00	0.00	0.00	0.00	770.18	0.00	770.18
200-9127	High School Science Fair Activity Acct.	2,051.35	0.00	0.00	0.00	0.00	2,051.35	0.00	2,051.35
200-9128	High School JSA Club	931.66	0.00	0.00	0.00	0.00	931.66	0.00	931.66
200-9130	UA IDEA DAY	11,863.23	0.00	0.00	0.00	0.00	11,863.23	0.00	11,863.23
200-9165	High School Class of 2025	365.64	0.00	0.00	0.00	0.00	365.64	0.00	365.64
200-9166	High School German Club	1,154.09	0.00	0.00	0.00	0.00	1,154.09	0.00	1,154.09
200-9167	High School French Club	111.29	0.00	0.00	0.00	0.00	111.29	0.00	111.29
200-9169	High School Spanish Club	599.78	0.00	0.00	0.00	0.00	599.78	0.00	599.78
200-9172	High School Class of 2021	4,620.46	0.00	0.00	0.00	0.00	4,620.46	0.00	4,620.46
200-9174	High School Class of 2024	7,095.19	0.00	0.00	0.00	0.00	7,095.19	0.00	7,095.19
200-9176	High School Class of 2023	24,470.55	0.00	0.00	0.00	0.00	24,470.55	0.00	24,470.55
200-9178	High School-Class of 2022	10,294.47	0.00	0.00	0.00	0.00	10,294.47	450.00	9,844.47
200-9179	High Engineering Club	2,555.58	0.00	0.00	0.00	0.00	2,555.58	225.00	2,330.58
200-9181	Class of 2022 - Senior Celebration	5,294.59	0.00	0.00	0.00	0.00	5,294.59	0.00	5,294.59
200-9182	High School First Robotics	25,393.95	0.00	0.00	0.00	0.00	25,393.95	0.00	25,393.95
200-9184	Class of 2024 Senior Celebration	3,300.00	0.00	0.00	0.00	0.00	3,300.00	0.00	3,300.00
200-9185	Class of 2025 Senior Celebration	3,300.00	0.00	0.00	0.00	0.00	3,300.00	0.00	3,300.00
200-9199	High School Scholarship Fund	6,017.07	0.00	0.00	0.00	0.00	6,017.07	0.00	6,017.07
200-9802	Hastings Drama Club Fund	28,390.79	0.00	0.00	0.00	0.00	28,390.79	0.00	28,390.79
200-9804	Hastings Yearbook Fund	1,944.62	0.00	0.00	0.00	0.00	1,944.62	0.00	1,944.62
200-9806	Hastings French Club Fund	333.26	0.00	0.00	0.00	0.00	333.26	0.00	333.26
200-9807	Hastings German Club Fund	576.96	0.00	0.00	0.00	0.00	576.96	0.00	576.96
200-9808	Hastings Spanish Club Fund	134.14	0.00	0.00	0.00	0.00	134.14	0.00	134.14

Upper Arlington City Schools Cash Summary Report

Full Account Code	Description	Initial Cash	MTD Received	FYTD Received	MTD Expended	FYTD Expended	Fund Balance	Encumbrance	Unencumbered Balance
200-9809	Hastings Life Skills Fund	\$ 1,812.74	\$ 0.00	\$ 0.00	\$ 0.00	\$ 0.00	\$ 1,812.74	\$ 0.00	\$ 1,812.74
200-9814	Hastings MS Literary Magazine	867.91	0.00	0.00	0.00	0.00	867.91	0.00	867.91
200-9815	Hastings MS Robotics Club	1,682.06	0.00	0.00	0.00	0.00	1,682.06	0.00	1,682.06
200-9816	Hastings Best Buddies	363.00	0.00	0.00	0.00	0.00	363.00	0.00	363.00
200-9825	Hastings Service Club Fund	72.34	0.00	0.00	0.00	0.00	72.34	0.00	72.34
200-9826	Hastings Class of 2027	2,626.11	0.00	0.00	0.00	0.00	2,626.11	0.00	2,626.11
200-9829	HASTINGS CLASS 2028	2,584.90	0.00	0.00	0.00	0.00	2,584.90	0.00	2,584.90
200-9830	Hastings Class of 2026	1,530.52	0.00	0.00	0.00	0.00	1,530.52	0.00	1,530.52
200-9901	Jones Fall Production Fund	36,508.54	0.00	0.00	0.00	0.00	36,508.54	0.00	36,508.54
200-9904	Jones Student Council Fund	1,022.26	0.00	0.00	0.00	0.00	1,022.26	0.00	1,022.26
200-9905	Jones Yearbook Fund	48,257.03	0.00	0.00	0.00	0.00	48,257.03	0.00	48,257.03
200-9911	Jones German Club	205.00	0.00	0.00	0.00	0.00	205.00	0.00	205.00
200-9921	Jones Class of 2028	2,566.03	0.00	0.00	0.00	0.00	2,566.03	0.00	2,566.03
200-9922	Jones Class of 2027	690.37	0.00	0.00	0.00	0.00	690.37	0.00	690.37
200-9927	Jones Class of 2026	2,972.71	0.00	0.00	0.00	0.00	2,972.71	0.00	2,972.71
		\$ 338,313.60	\$ 0.00	\$ 0.00	\$ 0.00	\$ 0.00	\$ 338,313.60	\$ 675.00	\$ 337,638.60
Fund:	300								
300-9010	Barrington School Library Fund	3,656.60	0.00	0.00	0.00	0.00	3,656.60	0.00	3,656.60
300-9050	Tremont Library Fund	2,280.66	0.00	0.00	0.00	0.00	2,280.66	0.00	2,280.66
300-9060	Wickliffe Library Fund	4,125.84	0.00	0.00	0.00	0.00	4,125.84	851.38	3,274.46
300-9070	Windermere Library Fund	2,442.12	0.00	0.00	0.00	0.00	2,442.12	0.00	2,442.12
300-9126	High School National Art Honor Society	2,781.24	0.00	0.00	0.00	0.00	2,781.24	0.00	2,781.24
300-9128	High School - Community High School Fund	8,010.41	0.00	0.00	0.00	0.00	8,010.41	0.00	8,010.41
300-9129	High School Science National Honor Society	250.30	0.00	0.00	0.00	0.00	250.30	0.00	250.30
300-9130	Rise Cafe - Highschool	17,627.82	0.00	0.00	0.00	0.00	17,627.82	135.83	17,491.99
300-9133	High School Learning Center Fund	4,131.42	0.00	0.00	0.00	0.00	4,131.42	0.00	4,131.42
300-9137	High School Bear Paws Fund	3,818.82	0.00	0.00	0.00	0.00	3,818.82	0.00	3,818.82
300-9140	High School Literary Magazine Fund	348.31	0.00	0.00	0.00	0.00	348.31	0.00	348.31
300-9141	High School Store Fund	197,050.94	0.00	0.00	0.00	0.00	197,050.94	33,238.52	163,812.42
300-9143	High School Band Fund	6,411.94	0.00	0.00	0.00	0.00	6,411.94	0.00	6,411.94
300-9144	High School Orchestra Fund	2,584.79	0.00	0.00	0.00	0.00	2,584.79	0.00	2,584.79
300-9145	High School Athletic Fund	165,241.17	0.00	0.00	0.00	0.00	165,241.17	25,805.63	139,435.54
300-9148	HIGH SCHOOL PRINT SHOP	2,409.56	0.00	0.00	0.00	0.00	2,409.56	0.00	2,409.56
300-9152	High School Student Account Fund	9,599.99	0.00	0.00	0.00	0.00	9,599.99	0.00	9,599.99
300-9154	High School Vocal Music	5,742.59	0.00	0.00	0.00	0.00	5,742.59	0.00	5,742.59
300-9158	Girl Basketball Camp	4,006.34	0.00	0.00	0.00	0.00	4,006.34	2,560.28	1,446.06

Upper Arlington City Schools Cash Summary Report

Full Account Code	Description	Initial Cash	MTD Received	FYTD Received	MTD Expended	FYTD Expended	Fund Balance	Encumbrance	Unencumbered Balance
300-9159	Wrestling Camp	\$ 1,211.71	\$ 0.00	\$ 0.00	\$ 0.00	\$ 0.00	\$ 1,211.71	\$ 0.00	\$ 1,211.71
300-9160	Girls Volleyball Camp	11,692.39	0.00	0.00	0.00	0.00	11,692.39	4,000.00	7,692.39
300-9161	Tennis Camp	5,650.00	0.00	0.00	0.00	0.00	5,650.00	0.00	5,650.00
300-9162	Baseball Camp	9,450.00	0.00	0.00	0.00	0.00	9,450.00	1,425.60	8,024.40
300-9166	ESL	779.45	0.00	0.00	0.00	0.00	779.45	0.00	779.45
300-9168	High School R&D Lab	11,608.99	0.00	0.00	0.00	0.00	11,608.99	0.00	11,608.99
300-9169	High School Ambassadors of Change	246.90	0.00	0.00	0.00	0.00	246.90	0.00	246.90
300-9210	Barrington Field Trip	41,498.18	0.00	0.00	0.00	0.00	41,498.18	0.00	41,498.18
300-9240	Greensview Field Trip	6,627.76	0.00	0.00	0.00	0.00	6,627.76	0.00	6,627.76
300-9260	Wickliffe Field Trip	205.35	0.00	0.00	0.00	0.00	205.35	0.00	205.35
300-9270	Windermere Field Trip	909.27	0.00	0.00	0.00	0.00	909.27	0.00	909.27
300-9805	Hastings Garden Fund	1,106.89	0.00	0.00	0.00	0.00	1,106.89	0.00	1,106.89
300-9815	Hastings Athletic Fund	11,721.01	0.00	0.00	0.00	0.00	11,721.01	400.00	11,321.01
300-9817	Hastings BEARS	966.59	0.00	0.00	0.00	0.00	966.59	0.00	966.59
300-9820	Hastings Media Center Fund	102.15	0.00	0.00	0.00	0.00	102.15	0.00	102.15
300-9821	Hastings Band Fund	10,344.94	0.00	0.00	0.00	0.00	10,344.94	1,200.00	9,144.94
300-9822	Hastings Ski Club Fund	33,672.25	0.00	0.00	0.00	0.00	33,672.25	0.00	33,672.25
300-9823	Hastings Orchestra Fund	12,670.20	0.00	0.00	0.00	0.00	12,670.20	0.00	12,670.20
300-9824	Hastings Vocal Music Fund	4,557.75	0.00	0.00	0.00	0.00	4,557.75	0.00	4,557.75
300-9826	Hastings 6th Grade Camp	11,183.74	0.00	0.00	0.00	0.00	11,183.74	0.00	11,183.74
300-9828	Hastings 6th Grade Mentor Program	2,394.00	0.00	0.00	0.00	0.00	2,394.00	0.00	2,394.00
300-9909	Jones Vocal Music Fund	6,335.13	0.00	0.00	0.00	0.00	6,335.13	0.00	6,335.13
300-9910	Jones Band Fund	12,955.54	0.00	0.00	0.00	0.00	12,955.54	0.00	12,955.54
300-9911	Jones Athletic Fund	1,343.14	0.00	0.00	0.00	0.00	1,343.14	0.00	1,343.14
300-9913	Jones Ski Club Fund	60,199.08	0.00	0.00	0.00	0.00	60,199.08	0.00	60,199.08
300-9916	Jones Media Center Fund	3,465.67	0.00	0.00	0.00	0.00	3,465.67	0.00	3,465.67
300-9918	Jones Orchestra	3,411.45	0.00	0.00	0.00	0.00	3,411.45	0.00	3,411.45
300-9919	Upper Arlington Taekwondo Club	1,033.47	0.00	0.00	0.00	0.00	1,033.47	0.00	1,033.47
300-9920	Jones 7th Grade Service Club	3,547.67	0.00	0.00	0.00	0.00	3,547.67	0.00	3,547.67
300-9921	JONES MENTOR PROGRAM FUND	3,468.49	0.00	0.00	0.00	0.00	3,468.49	0.00	3,468.49
300-9923	Jones - ROX	2,069.00	0.00	0.00	0.00	0.00	2,069.00	0.00	2,069.00
300-9926	Jones 6th Grade Camp	5,487.04	0.00	0.00	0.00	0.00	5,487.04	0.00	5,487.04
300-9927	Jones 7th Grade Camp Club	8,121.55	0.00	0.00	0.00	0.00	8,121.55	0.00	8,121.55
300-9928	Jones Track and Field Fund	7,552.69	0.00	0.00	0.00	0.00	7,552.69	0.00	7,552.69
		\$ 740,110.30	\$ 0.00	\$ 0.00	\$ 0.00	\$ 0.00	\$ 740,110.30	\$ 69,617.24	\$ 670,493.06
Fund:	401								
401-9022	AUXILIARY SERVICES	57,838.38	0.00	0.00	0.00	0.00	57,838.38	0.00	57,838.38
401-9122	AUXILIARY SERVICES	173,629.46	0.00	0.00	0.00	0.00	173,629.46	35,033.82	138,595.64

Upper Arlington City Schools Cash Summary Report

Full Account Code	Description	Initial Cash	MTD Received	FYTD Received	MTD Expended	FYTD Expended	Fund Balance	Encumbrance	Unencumbered Balance
		\$ 231,467.84	\$ 0.00	\$ 0.00	\$ 0.00	\$ 0.00	\$ 231,467.84	\$ 35,033.82	\$ 196,434.02
Fund:	467								
467-9020	Student Wellness and Success	\$ 245,693.70	\$ 0.00	\$ 0.00	\$ 0.00	\$ 0.00	\$ 245,693.70	\$ 41,755.00	\$ 203,938.70
		\$ 245,693.70	\$ 0.00	\$ 0.00	\$ 0.00	\$ 0.00	\$ 245,693.70	\$ 41,755.00	\$ 203,938.70
Fund:	507								
507-9022	ESSER 2	(134,827.00)	0.00	0.00	0.00	0.00	(134,827.00)	2,863.03	(137,690.03)
507-9122	ESSERS III	(23,163.60)	0.00	0.00	0.00	0.00	(23,163.60)	158,688.00	(181,851.60)
		\$ (157,990.60)	\$ 0.00	\$ 0.00	\$ 0.00	\$ 0.00	\$ (157,990.60)	\$ 161,551.03	\$ (319,541.63)
Fund:	516								
516-9022	IDEA PART B GRANTS	(170,551.74)	0.00	0.00	0.00	0.00	(170,551.74)	0.00	(170,551.74)
516-9122	ARP IDEA Part B	(51,028.18)	0.00	0.00	0.00	0.00	(51,028.18)	0.00	(51,028.18)
		\$ (221,579.92)	\$ 0.00	\$ 0.00	\$ 0.00	\$ 0.00	\$ (221,579.92)	\$ 0.00	\$ (221,579.92)
Fund:	572								
572-9022	TITLE I DISADVANTAGED CHILDREN	(41,268.57)	0.00	0.00	0.00	0.00	(41,268.57)	0.00	(41,268.57)
572-9122	TITLE I DISADVANTAGED CHILDREN	(7,031.36)	0.00	0.00	0.00	0.00	(7,031.36)	0.00	(7,031.36)
		\$ (48,299.93)	\$ 0.00	\$ 0.00	\$ 0.00	\$ 0.00	\$ (48,299.93)	\$ 0.00	\$ (48,299.93)
Fund:	584								
584-9022	TITLE IV, PART A, STUDENT SUPPORT AND ACADEMIC ENRICHMENT PROGRAMS	(733.67)	0.00	0.00	0.00	0.00	(733.67)	1,315.75	(2,049.42)
		\$ (733.67)	\$ 0.00	\$ 0.00	\$ 0.00	\$ 0.00	\$ (733.67)	\$ 1,315.75	\$ (2,049.42)
Fund:	590								
590-9022	IMPROVING TEACHER QUALITY	(34,278.86)	0.00	0.00	0.00	0.00	(34,278.86)	0.00	(34,278.86)
		\$ (34,278.86)	\$ 0.00	\$ 0.00	\$ 0.00	\$ 0.00	\$ (34,278.86)	\$ 0.00	\$ (34,278.86)
Grand Total		\$ 91,405,707.54	\$ 0.00	\$ 0.00	\$ 0.00	\$ 0.00	\$ 91,405,707.54	\$ 13,396,333.80	\$ 78,009,373.74